

DURABLE 4 INCH WHITE LINE, SEE OPTION ITEMS
STA. 311+25 - STA. 316+75 (SOLID LT & RT)

TEMPORARY 4 INCH WHITE LINE, PAINT
STA. 311+25 - STA. 316+75 (SOLID LT & RT)

DURABLE 4 INCH YELLOW LINE, POLYUREA
STA. 311+25 - STA. 316+75 (CENTERLINE)

TEMPORARY 4 INCH YELLOW LINE, PAINT
STA. 311+25 - STA. 316+75 (CENTERLINE)

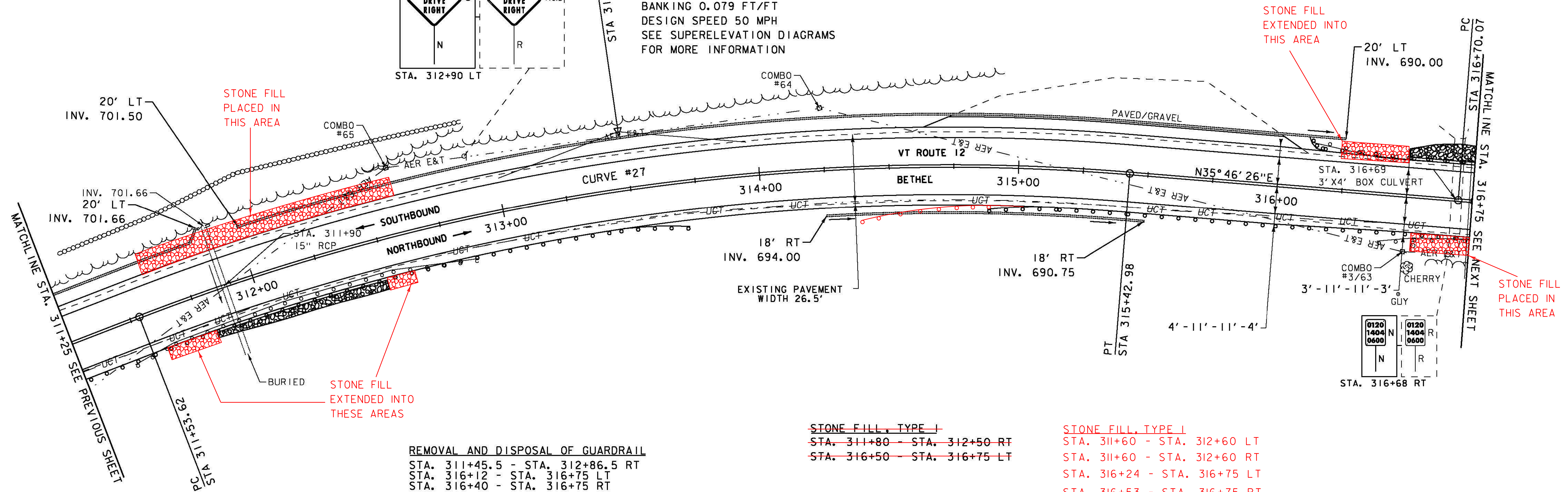
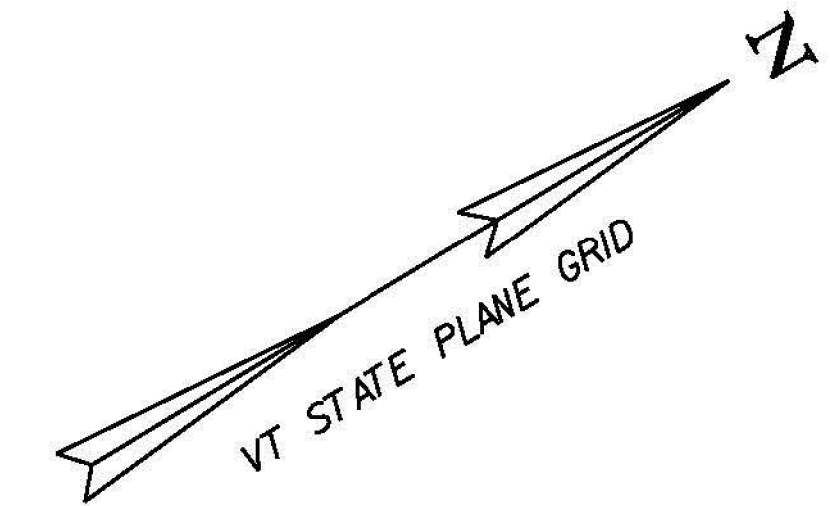

MILLED RUMBLE STRIPS
STA. 311+25 - STA. 316+75 (CENTERLINE)

6 INCH UNDERDRAIN PIPE
STA. 311+25 - STA. 311+85 LT
STA. 312+00 - STA. 316+25 LT
STA. 314+25 - STA. 315+50 RT

CURVE #27
DELTA = 25°47'25"
D = 6°37'26"
R = 865.00'
T = 198.03'
L = 389.36'
E = 22.38'
BANKING 0.079 FT/FT
DESIGN SPEED 50 MPH
SEE SUPERELEVATION DIAGRAMS
FOR MORE INFORMATION

REMOVING SIGNS
AS SHOWN - 2

ERECTING SALVAGED SIGNS
AS SHOWN - 1



REMOVAL AND DISPOSAL OF GUARDRAIL
STA. 311+45.5 - STA. 312+86.5 RT
STA. 316+12 - STA. 316+75 LT
STA. 316+40 - STA. 316+75 RT

SPECIAL PROVISION (BOX BEAM GUARDRAIL W/7 FEET POSTS)
STA. 311+25 - STA. 313+70 RT
STA. 314+89 - STA. 316+75 RT
STA. 316+10 - STA. 316+75 LT

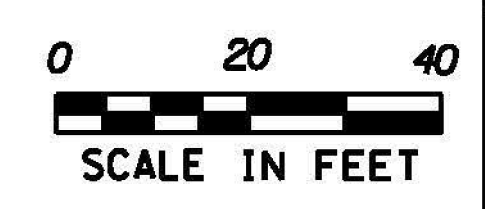
STONE FILL, TYPE 1
STA. 311+80 - STA. 312+50 RT
STA. 316+50 - STA. 316+75 LT

STONE FILL, TYPE 1
STA. 311+60 - STA. 312+60 LT
STA. 311+60 - STA. 312+60 RT
STA. 316+24 - STA. 316+75 LT
STA. 316+53 - STA. 316+75 RT

GEOTEXTILE FOR SILT FENCE
STA. 311+80 - STA. 312+50 RT
STA. 316+50 - STA. 316+75 LT

GRUBBING MATERIAL (6")
STA. 311+80 - STA. 312+50 RT
STA. 316+50 - STA. 316+75 LT

SIGN LEGEND
R = REMOVE
R&S = REMOVE AND SALVAGE
RET = RETAIN
S = SALVAGED
N = NEW
B-B = BACK TO BACK
- - = EXISTING
— = NEW



PROJECT NAME:	BETHEL-RANDOLPH	FILE NAME:	z10c244bdr.dgn	PLOT DATE:	4/23/2015
PROJECT NUMBER:	STP 292(I)	PROJECT LEADER:	C. LATHROP	DRAWN BY:	S. LAMPHERE
		DESIGNED BY:	S. LAMPHERE	CHECKED BY:	C. LATHROP
		PLAN SHEET	35	SHEET	61 OF 211