

REHAB DROP INLETS, CATCH BASINS,
OR MANHOLES, CLASS I
STA. 284+10 LT
STA. 284+10 RT

DURABLE 4 INCH WHITE LINE, SEE OPTION ITEMS
STA. 283+50 - STA. 288+75 (SOLID LT & RT)



TEMPORARY 4 INCH WHITE LINE, PAINT
STA. 283+50 - STA. 288+75 (SOLID LT & RT)

DURABLE 4 INCH YELLOW LINE, POLYUREA
STA. 283+50 - STA. 288+75 (CENTERLINE)

TEMPORARY 4 INCH YELLOW LINE, PAINT
STA. 283+50 - STA. 288+75 (CENTERLINE)

REMOVING SIGNS
AS SHOWN - 5

ERECTING SALVAGED SIGNS
AS SHOWN - 3



REMOVAL AND DISPOSAL OF GUARDRAIL

~~STA. 283+50 - STA. 283+95.5 RT~~
~~STA. 283+50 - STA. 283+99 LT~~
~~STA. 287+51 - STA. 288+75 RT~~
~~STA. 287+51 - STA. 288+75 LT~~

STONE FILL, TYPE J
STA. 288+37 - STA. 288+75 RT

**HD STEEL BEAM GUARDRAIL, GALVANIZED
W/8 FEET POSTS**

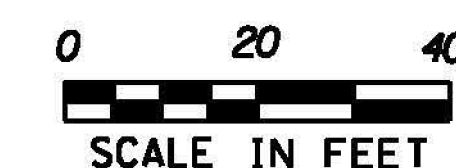
~~STA. 283+70.5 - STA. 283+95.5 RT~~
~~STA. 283+74 - STA. 283+99 LT~~
~~STA. 287+51 - STA. 287+76 RT~~
~~STA. 287+51 - STA. 287+76 LT~~

**STEEL BEAM GUARDRAIL, GALVANIZED
W/8 FEET POSTS**

~~STA. 283+50 - STA. 283+70.5 RT~~
~~STA. 283+50 - STA. 283+74 LT~~
~~STA. 287+76 - STA. 288+75 RT~~
~~STA. 287+76 - STA. 288+75 LT~~

SIGN LEGEND

- R = REMOVE
- R&S = REMOVE AND SALVAGE
- RET = RETAIN
- S = SALVAGED
- N = NEW
- B-B = BACK TO BACK
- - = EXISTING
- = NEW



PROJECT NAME: BETHEL-RANDOLPH
PROJECT NUMBER: STP 292(I)

FILE NAME: z10c244bdr.dgn
PROJECT LEADER: C. LATHROP
DESIGNED BY: S. LAMPHERE
PLAN SHEET 30

PLOT DATE: 4/23/2015
DRAWN BY: S. LAMPHERE
CHECKED BY: C. LATHROP
SHEET 56 OF 211