

DURABLE 4 INCH WHITE LINE, SEE OPTION ITEMS  
 STA. 272+50 - STA. 277+75 (SOLID LT & RT)

TEMPORARY 4 INCH WHITE LINE, PAINT  
 STA. 272+50 - STA. 277+75 (SOLID LT & RT)

DURABLE 4 INCH YELLOW LINE, POLYUREA  
 STA. 272+50 - STA. 277+75 (CENTERLINE)

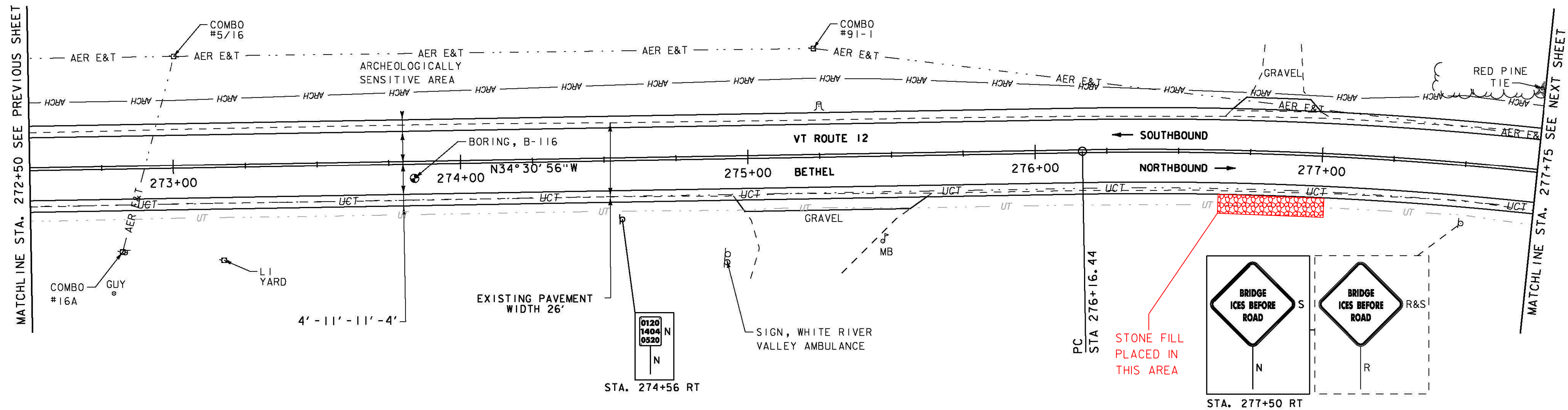

TEMPORARY 4 INCH YELLOW LINE, PAINT  
 STA. 272+50 - STA. 277+75 (CENTERLINE)

STONE FILL, TYPE J  
 STA. 276+62 - STA. 277+00 RT

MILLED RUMBLE STRIPS  
 STA. 272+50 - STA. 274+75 (CENTERLINE)

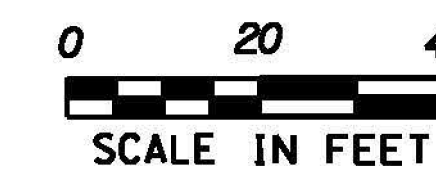
REMOVING SIGNS  
 AS SHOWN - I

ERECTING SALVAGED SIGNS  
 AS SHOWN - I



**SIGN LEGEND**

- R = REMOVE
- R&S = REMOVE AND SALVAGE
- RET = RETAIN
- S = SALVAGED
- N = NEW
- B-B = BACK TO BACK
- - = EXISTING
- = NEW



PROJECT NAME:	BETHEL-RANDOLPH	FILE NAME:	z10c244bdr.dgn	PLOT DATE:	4/23/2015
PROJECT NUMBER:	STP 292(I)	PROJECT LEADER:	C. LATHROP	DRAWN BY:	S. LAMPHERE
		DESIGNED BY:	S. LAMPHERE	CHECKED BY:	C. LATHROP
		PLAN SHEET 28		SHEET	54 OF 211