

DURABLE 4 INCH WHITE LINE, SEE OPTION ITEMS
 STA. 256+50 - STA. 261+75 (SOLID LT & RT)

TEMPORARY 4 INCH WHITE LINE, PAINT
 STA. 256+50 - STA. 261+75 (SOLID LT & RT)

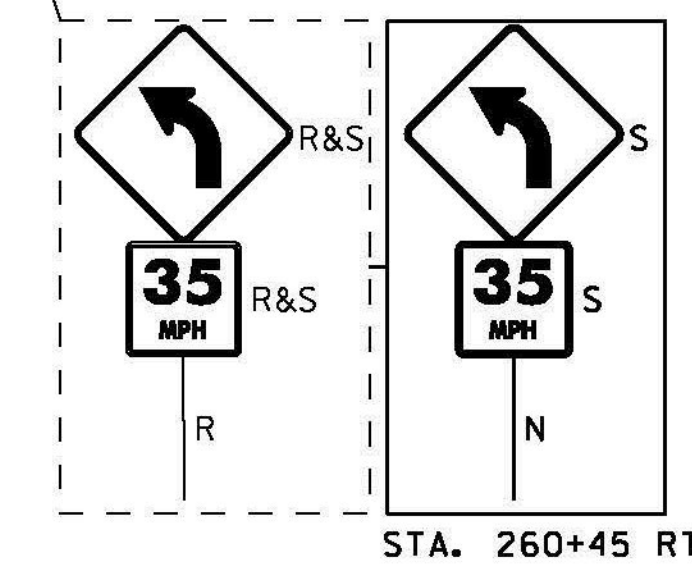
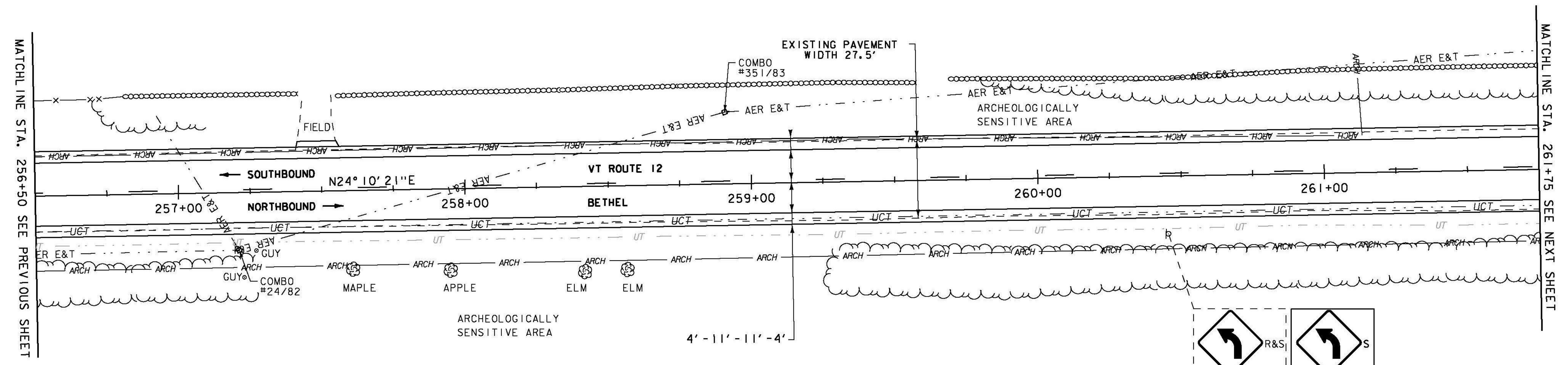
DURABLE 4 INCH YELLOW LINE, POLYUREA
 STA. 256+50 - STA. 261+75 (DASHED LT, SOLID RT)

TEMPORARY 4 INCH YELLOW LINE, PAINT
 STA. 256+50 - STA. 261+75 (DASHED LT, SOLID RT)

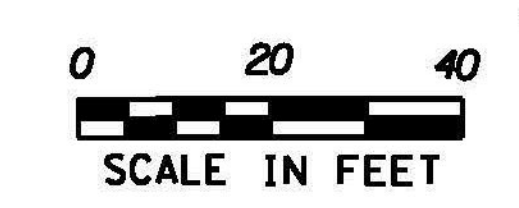
MILLED RUMBLE STRIPS
 STA. 257+75 - STA. 261+75 (CENTERLINE)

REMOVING SIGNS
 AS SHOWN - 2

ERECTING SALVAGED SIGNS
 AS SHOWN - 2



SIGN LEGEND
 R = REMOVE
 R&S = REMOVE AND SALVAGE
 RET = RETAIN
 S = SALVAGED
 N = NEW
 B-B = BACK TO BACK
 - - = EXISTING
 — = NEW



PROJECT NAME:	BETHEL-RANDOLPH	FILE NAME:	z10c244bdr.dgn	PLOT DATE:	4/23/2015
PROJECT NUMBER:	STP 292(I)	PROJECT LEADER:	C. LATHROP	DRAWN BY:	S. LAMPHERE
		DESIGNED BY:	S. LAMPHERE	CHECKED BY:	C. LATHROP
		PLAN SHEET 25		SHEET	51 OF 211