

DURABLE 4 INCH WHITE LINE, SEE OPTION ITEMS
 STA. 200+75 - STA. 206+50 (SOLID LT & RT)

TEMPORARY 4 INCH WHITE LINE, PAINT
 STA. 200+75 - STA. 206+50 (SOLID LT & RT)


DURABLE 4 INCH YELLOW LINE, POLYUREA
~~STA. 200+75 - STA. 204+30 (DASHED LT. SOLID RT)~~
 STA. 204+30 - STA. 206+50 (CENTERLINE)
 200+75

TEMPORARY 4 INCH YELLOW LINE, PAINT
 STA. 200+75 - STA. 204+30 (DASHED LT. SOLID RT)
 STA. 204+30 - STA. 206+50 (CENTERLINE)

MILLED RUMBLE STRIPS
 STA. 200+75 - STA. 204+25 (CENTERLINE)

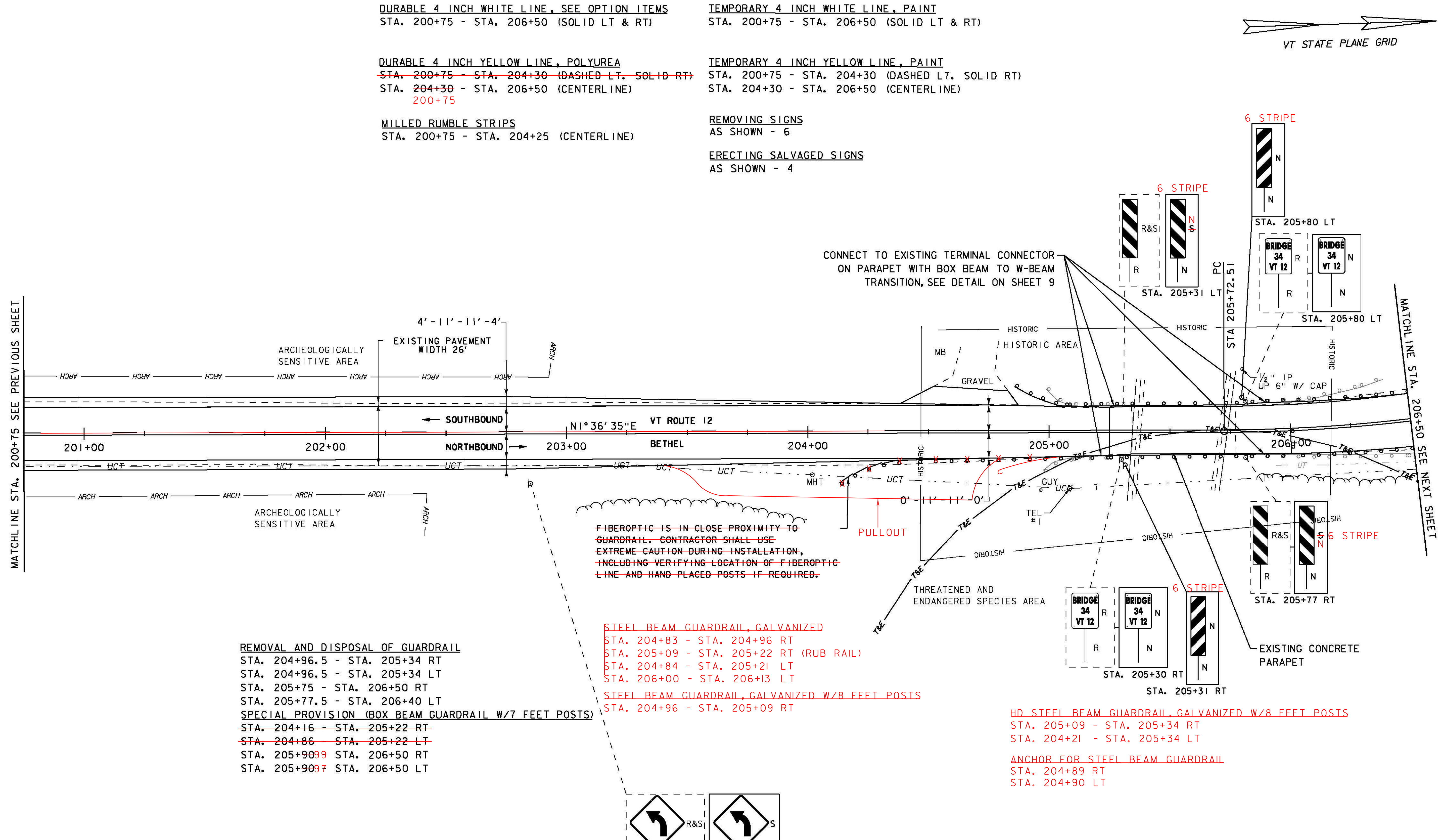
REMOVING SIGNS
 AS SHOWN - 6

ERECTING SALVAGED SIGNS
 AS SHOWN - 4



MATCHLINE STA. 200+75 SEE PREVIOUS SHEET

MATCHLINE STA. 206+50 SEE NEXT SHEET



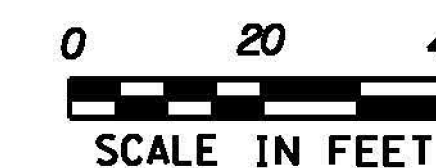
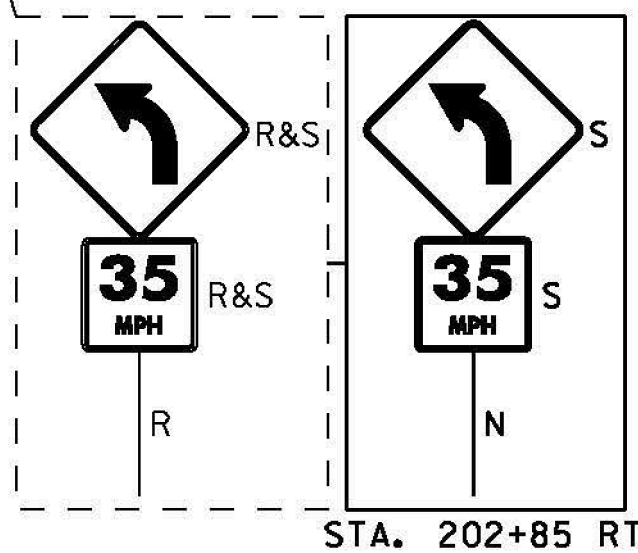
REMOVAL AND DISPOSAL OF GUARDRAIL
 STA. 204+96.5 - STA. 205+34 RT
 STA. 204+96.5 - STA. 205+34 LT
 STA. 205+75 - STA. 206+50 RT
 STA. 205+77.5 - STA. 206+40 LT
SPECIAL PROVISION (BOX BEAM GUARDRAIL W/7 FEET POSTS)
~~STA. 204+16 - STA. 205+22 RT~~
~~STA. 204+86 - STA. 205+22 LT~~
~~STA. 205+90.9 - STA. 206+50 RT~~
~~STA. 205+90.7 - STA. 206+50 LT~~

STEEL BEAM GUARDRAIL, GALVANIZED
 STA. 204+83 - STA. 204+96 RT
 STA. 205+09 - STA. 205+22 RT (RUB RAIL)
 STA. 204+84 - STA. 205+21 LT
 STA. 206+00 - STA. 206+13 LT
STEEL BEAM GUARDRAIL, GALVANIZED W/8 FEET POSTS
 STA. 204+96 - STA. 205+09 RT

HD STEEL BEAM GUARDRAIL, GALVANIZED W/8 FEET POSTS
 STA. 205+09 - STA. 205+34 RT
 STA. 204+21 - STA. 205+34 LT
ANCHOR FOR STEEL BEAM GUARDRAIL
 STA. 204+89 RT
 STA. 204+90 LT

SIGN LEGEND

- R = REMOVE
- R&S = REMOVE AND SALVAGE
- RET = RETAIN
- S = SALVAGED
- N = NEW
- B-B = BACK TO BACK
- - = EXISTING
- = NEW



PROJECT NAME:	BETHEL-RANDOLPH	PLOT DATE:	4/23/2015
PROJECT NUMBER:	STP 292(I)	DRAWN BY:	S. LAMPHERE
FILE NAME:	z10c244bdr.dgn	DESIGNED BY:	S. LAMPHERE
PROJECT LEADER:	C. LATHROP	CHECKED BY:	C. LATHROP
DESIGNED BY:	S. LAMPHERE	PLAN SHEET 15	SHEET 41 OF 211