

DURABLE 4 INCH WHITE LINE, SEE OPTION ITEMS  
 STA. 184+25 - STA. 189+75 (SOLID LT & RT)  
 (WITH EDGE LINE BREAKS AT TH#92)  
 STA. 187+22 RT (EDGE LINE AT TH#92)

DURABLE 4 INCH YELLOW LINE, POLYUREA  
 STA. 184+25 - STA. ~~188+05~~ (CENTERLINE) ~~189+75~~  
~~STA. 188+05 - STA. 189+75 (SOLID LT, DASHED RT)~~  
 (WITH CENTERLINE BREAKS AT TH#92)  
 STA. 187+22 RT (CENTERLINE AT TH#92)

DURABLE 24" STOP BAR (SEE OPTION ITEMS)  
 STA. 187+17 - STA. 187+37 RT

DURABLE LETTER OR SYMBOL (SEE OPTION ITEMS)  
 STA. 187+23 RT "STOP"

6 INCH UNDERDRAIN PIPE  
 STA. 186+75 - STA. 189+25 LT

REMOVING SIGNS  
 AS SHOWN - 4

ERECTING SALVAGED SIGNS  
 AS SHOWN - 4

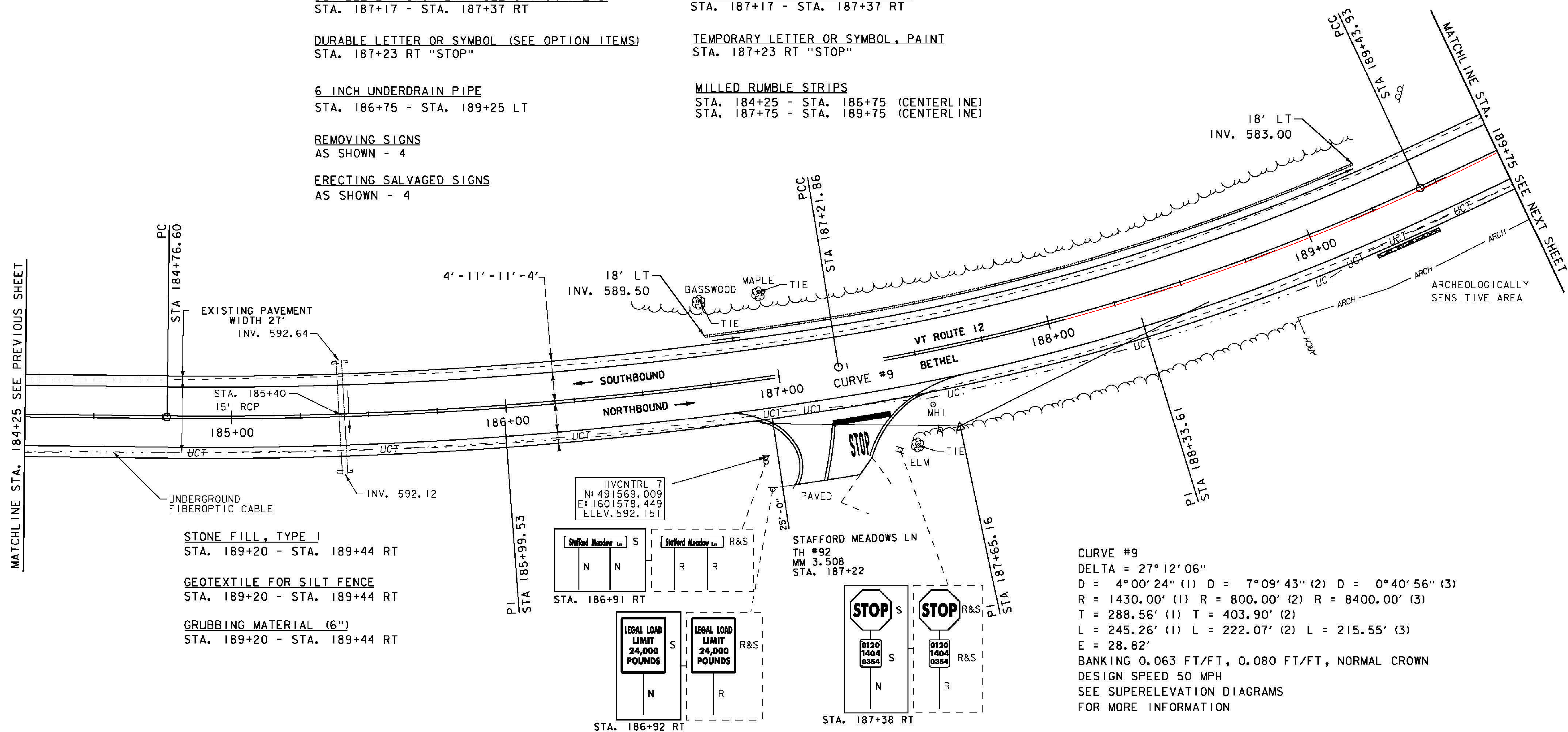
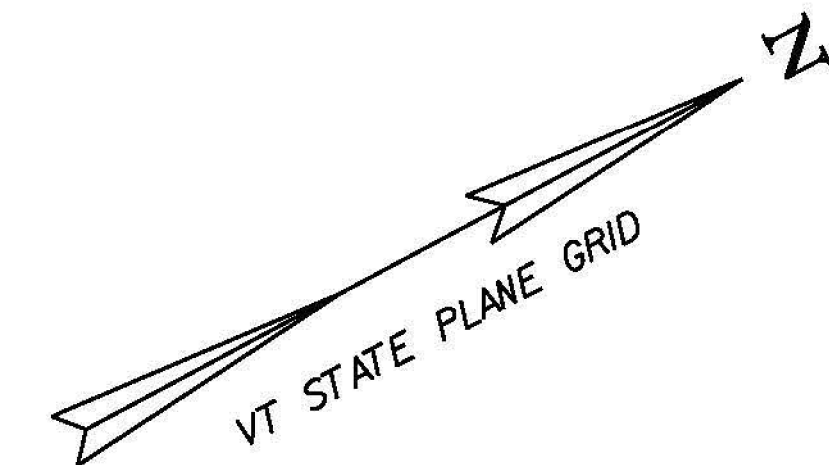
TEMPORARY 4 INCH WHITE LINE, PAINT  
 STA. 184+25 - STA. 189+75 (SOLID LT & RT)  
 (WITH EDGE LINE BREAKS AT TH#92)  
 STA. 187+22 RT (EDGE LINE AT TH#92)

TEMPORARY 4 INCH YELLOW LINE, PAINT  
 STA. 184+25 - STA. 188+05 (CENTERLINE)  
 STA. 188+05 - STA. 189+75 (SOLID LT, DASHED RT)  
 (WITH CENTERLINE BREAKS AT TH#92)  
 STA. 187+22 RT (CENTERLINE AT TH#92)

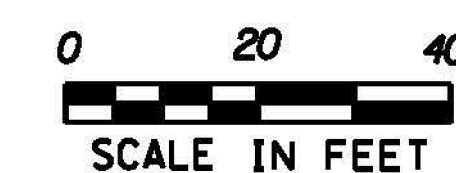
TEMPORARY 24" STOP BAR, PAINT  
 STA. 187+17 - STA. 187+37 RT

TEMPORARY LETTER OR SYMBOL, PAINT  
 STA. 187+23 RT "STOP"

MILLED RUMBLE STRIPS  
 STA. 184+25 - STA. 186+75 (CENTERLINE)  
 STA. 187+75 - STA. 189+75 (CENTERLINE)



**SIGN LEGEND**  
 R = REMOVE  
 R&S = REMOVE AND SALVAGE  
 RET = RETAIN  
 S = SALVAGED  
 N = NEW  
 B-B = BACK TO BACK  
 - - = EXISTING  
 — = NEW



PROJECT NAME:	BETHEL-RANDOLPH	FILE NAME:	z10c244bdr.dgn	PLOT DATE:	4/23/2015
PROJECT NUMBER:	STP 292(I)	PROJECT LEADER:	C. LATHROP	DRAWN BY:	S. LAMPHERE
		DESIGNED BY:	S. LAMPHERE	CHECKED BY:	C. LATHROP
		PLAN SHEET 12		SHEET	38 OF 211