

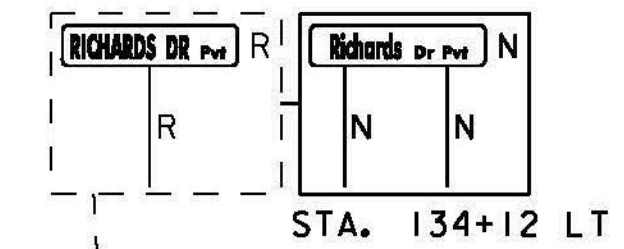
DURABLE 4 INCH WHITE LINE, SEE OPTION ITEMS
 STA. 129+25 - STA. 134+75 (SOLID LT & RT)

TEMPORARY 4 INCH WHITE LINE, PAINT
 STA. 129+25 - STA. 134+75 (SOLID LT & RT)

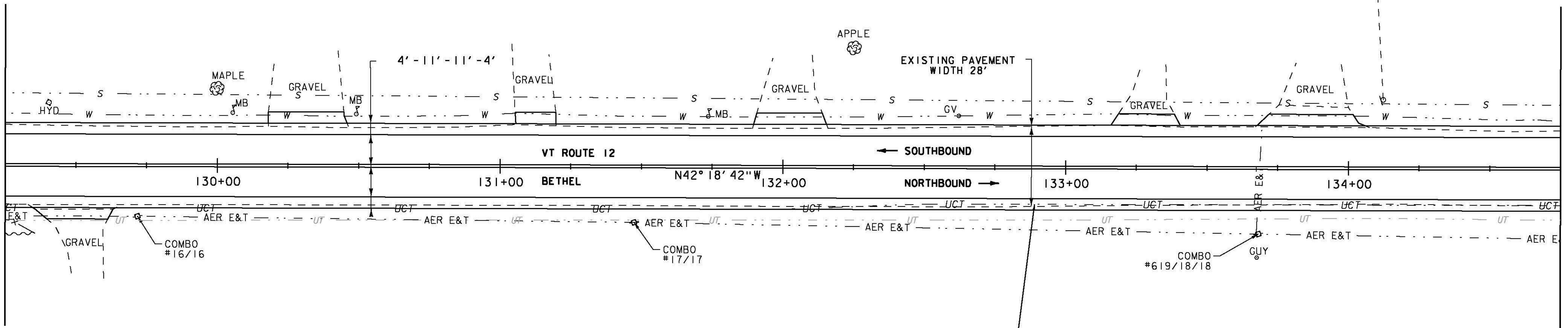
DURABLE 4 INCH YELLOW LINE, POLYUREA
 STA. 129+25 - STA. 134+75 (CENTERLINE)

TEMPORARY 4 INCH YELLOW LINE, PAINT
 STA. 129+25 - STA. 134+75 (CENTERLINE)

REMOVING SIGNS
 AS SHOWN - 1



MATCHLINE STA. 129+25 SEE PREVIOUS SHEET

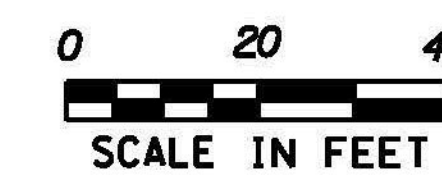


MATCHLINE STA. 134+75 SEE NEXT SHEET

ABANDON EXISTING FIBEROPTIC
 CABLE FROM PB 12-2 TO PB 12-4
 RELOCATE FIBEROPTIC CABLE
 TO EXISTING POLE LINE. WORK TO BE
 PERFORMED BY OTHERS

SIGN LEGEND

- R = REMOVE
- R&S = REMOVE AND SALVAGE
- RET = RETAIN
- S = SALVAGED
- N = NEW
- B-B = BACK TO BACK
- = EXISTING
- = NEW



PROJECT NAME: BETHEL-RANDOLPH	
PROJECT NUMBER: STP 292(1)	
FILE NAME: z10c244bdr.dgn	PLOT DATE: 4/23/2015
PROJECT LEADER: C. LATHROP	DRAWN BY: S. LAMPHERE
DESIGNED BY: S. LAMPHERE	CHECKED BY: C. LATHROP
PLAN SHEET 2	SHEET 28 OF 211