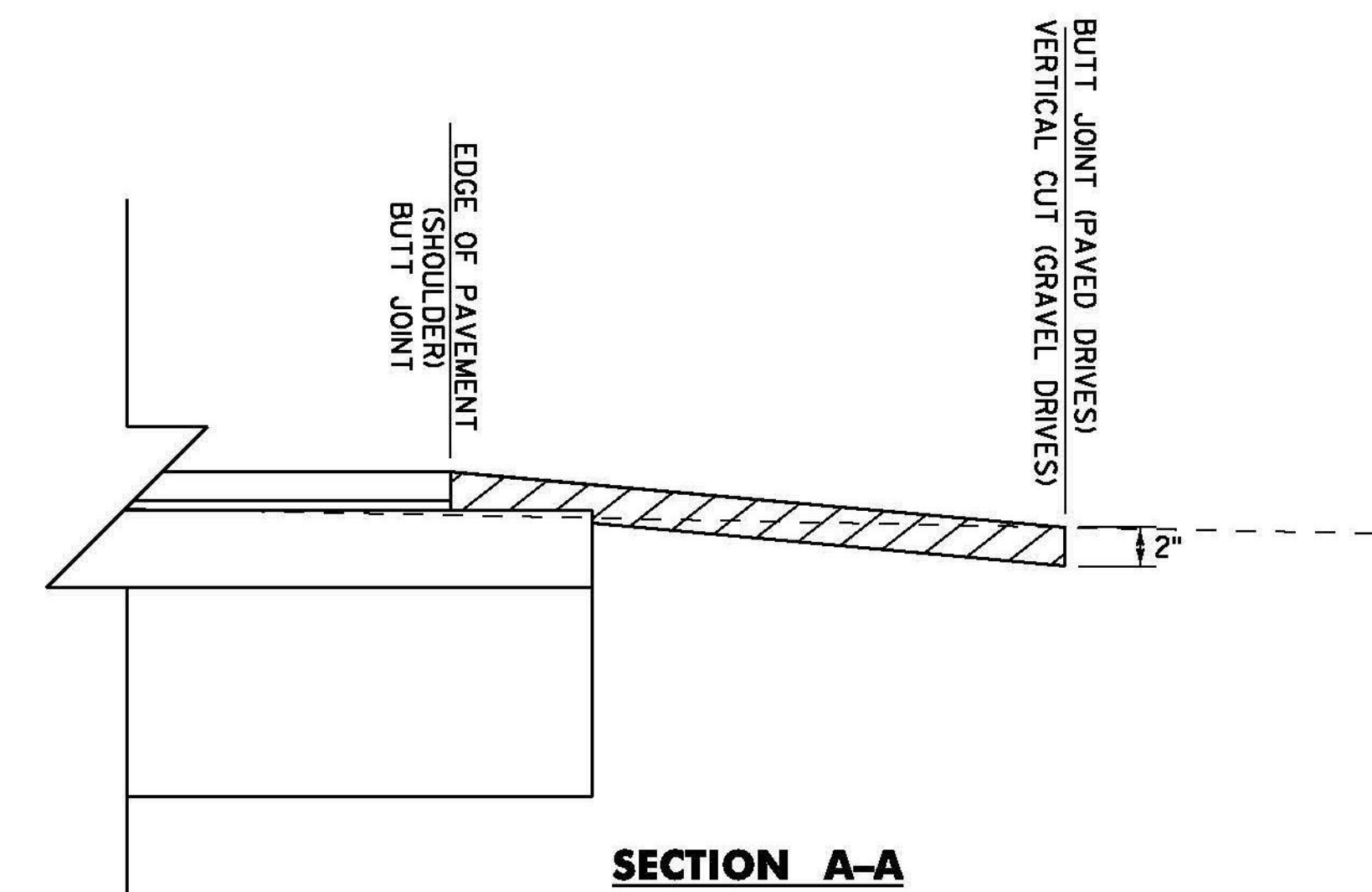
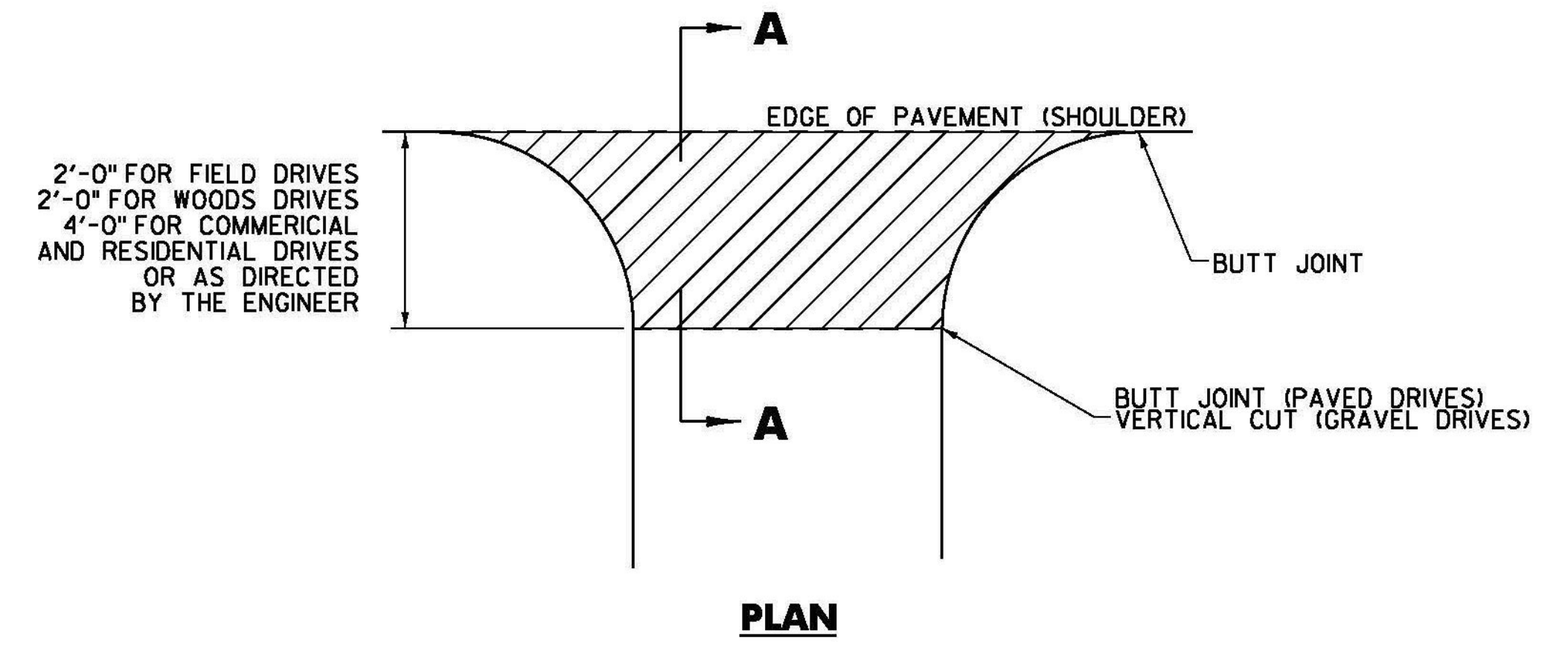


STATION	POSITION	TYPE	QUANTITY (SY)
<b>BETHEL</b>			
124+56	RT	GRAVEL	48.7
125+64	RT	GRAVEL	70.9
126+63	LT	PAVED	50.5
127+16	RT	GRAVEL	17.4
127+75	LT	GRAVEL	8.9
129+06	LT	GRAVEL	14.1
129+50	RT	GRAVEL	11.2
130+31	LT	GRAVEL	28.7
131+12	LT	GRAVEL	6.3
132+02	LT	GRAVEL	24.4
133+28	LT	GRAVEL	9.8
133+87	LT	GRAVEL	14.8
137+32	LT	PAVED	28.5
143+08	RT	FIELD	21.9
143+83	LT	GRAVEL	11.7
145+33	LT	GRAVEL	17.0
146+95	LT	GRAVEL	23.8
148+51	RT	PAVED	24.5
149+48	LT	PAVED	8.8
150+66	LT	PAVED	33.0
156+37	RT	GRAVEL	65.7
157+08	LT	WOODS	1.7
166+60	RT	PAVED	34.3
171+30	RT	GRAVEL	81.0
172+53	RT	PAVED	11.7
175+10	RT	PAVED	10.8
181+24	RT	FIELD	2.5
183+43	LT	GRAVEL	22.1
198+25	RT	GRAVEL	61.7
204+68	LT	GRAVEL	16.0
209+58	LT	GRAVEL	10.7

STATION	POSITION	TYPE	QUANTITY (SY)
214+43	RT	FIELD	10.9
214+93	LT	GRAVEL	19.0
215+98	LT	FIELD	24.2
219+54	LT	GRAVEL	21.6
226+80	LT	GRAVEL	22.3
227+19	RT	FIELD	2.7
233+04	RT	PAVED	84.7
234+42	RT	FIELD	3.6
236+16	LT	PAVED	42.2
237+86	LT	FIELD	11.3
238+02	LT	WOODS	14.9
240+28	LT	FIELD	4.2
241+26	RT	GRAVEL	26.3
241+37	LT	PAVED	9.5
243+75	RT	FIELD	12.3
245+91	RT	GRAVEL	8.3
246+14	LT	GRAVEL	12.9
246+86	LT	PAVED	71.8
246+94	RT	GRAVEL	11.4
247+54	RT	GRAVEL	20.2
247+75	LT	PAVED	32.4
252+81	LT	FIELD	16.0
254+88	LT	GRAVEL	19.6
256+17	RT	FIELD	14.4
257+48	LT	FIELD	3.2
263+28	RT	FIELD	11.6
264+59	RT	GRAVEL	29.8
267+34	RT	GRAVEL	32.2
275+27	RT	GRAVEL	60.6
276+84	LT	GRAVEL	11.9
279+75	RT	GRAVEL	338.9

STATION	POSITION	TYPE	QUANTITY (SY)
281+89	RT	PAVED	50.0
281+99	LT	PAVED	22.4
291+13	RT	PAVED	15.1
294+63	RT	GRAVEL	34.9
294+91	LT	GRAVEL	14.2
299+07	RT	GRAVEL	21.6
305+29	RT	FIELD	21.3
308+25	RT	GRAVEL	9.0
308+82	LT	GRAVEL	11.9
309+08	RT	GRAVEL	17.9
310+02	RT	FIELD	13.6
310+59	RT	FIELD	10.7
315+35	LT	PAVED	62.1
324+16	RT	PAVED	32.3
328+33	RT	GRAVEL	57.3
329+66	RT	GRAVEL	17.2
329+81	LT	WOODS	37.4
333+00	LT	PAVED	6.2
333+38	LT	GRAVEL	86.7
336+52	LT	GRAVEL	24.9
339+44	RT	GRAVEL	28.3
349+94	LT	WOODS	11.8
351+42	RT	GRAVEL	36.8
365+19	RT	GRAVEL	136.7
<b>RANDOLPH</b>			
A 13+97	RT	GRAVEL	63.6
A 20+29	LT	GRAVEL	59.2
A 22+38	LT	GRAVEL	15.9
A 22+62	RT	GRAVEL	107.8

STATION	POSITION	TYPE	QUANTITY (SY)
A 23+03	LT	GRAVEL	15.8
A 23+67	LT	GRAVEL	6.6
A 24+19	RT	GRAVEL	17.9
A 25+03	LT	PAVED	104.4
A 26+63	LT	GRAVEL	34.3
A 28+38	RT	GRAVEL	49.2
A 29+13	RT	PAVED	13.8
A 31+73	LT	PAVED	20.4
A 34+25	RT	PAVED	28.8
A 39+78	LT	GRAVEL	52.0
A 46+19	LT	GRAVEL	43.3
A 50+85	LT	GRAVEL	14.6
A 52+39	RT	PAVED	37.2
A 53+51	RT	PAVED	16.9
A 54+84	LT	PAVED	26.6
A 57+17	LT	GRAVEL	25.2
A 58+42	LT	PAVED	22.8
A 58+65	RT	PAVED	17.1
A 59+15	LT	PAVED	19.0
A 59+68	RT	PAVED	18.0
A 65+55	RT	PAVED	25.8
A 70+97	LT	GRAVEL	9.9
A 72+32	RT	PAVED	60.1
A 75+56	RT	WOODS	5.0
		SUBTOTAL	3509.5
		ROUNDING	40.5
		TOTAL	3550.0



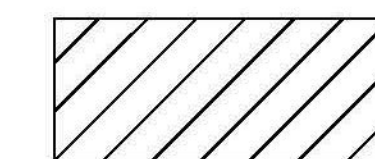
**HANDWORK DETAILS FOR DRIVES**

VT ROUTE 12

**NOTES:**

- PAVING LIFT NOT TO EXCEED 2".
- THE COST OF PLACING SUBBASE MATERIAL, CLEANING EXISTING PAVED SURFACES, INCLUDING POWER EQUIPMENT, AND FOR FILLING JOINTS, CRACKS AND HOLES WILL NOT BE PAID DIRECTLY BUT WILL BE INCIDENTAL TO ITEM 900.675 "SPECIAL PROVISION (HAND-PLACED BITUMINOUS CONCRETE MATERIAL, DRIVES)".
- EXCAVATION OR FILL NEEDED TO ACHIEVE PROPER DRIVE SLOPES WILL NOT BE PAID DIRECTLY BUT WILL BE INCIDENTAL TO ITEM 900.675 "SPECIAL PROVISION (HAND-PLACED BITUMINOUS CONCRETE MATERIAL, DRIVES)".

**LEGEND**



BITUMINOUS PAVEMENT, 900.675 "SPECIAL PROVISION (HAND-PLACED BITUMINOUS CONCRETE MATERIAL, DRIVES)"

PROJECT NAME: BETHEL-RANDOLPH  
PROJECT NUMBER: STP 2921(I)

FILE NAME: z10c244det.dgn PLOT DATE: 4/23/2015  
PROJECT LEADER: C. LATHROP DRAWN BY: J. GOODALL  
DESIGNED BY: S. LAMPHERE CHECKED BY: C. LATHROP  
HANDWORK DETAILS FOR DRIVES SHEET 24 OF 211

**DETAILS ARE NOT TO SCALE**