

SOLID ROCK EXCAVATION
STA. 18+50 TO 20+00, LT

STONE FILL, TYPE J
STA. 18+50 TO 21+80, RT
STA. 20+40 TO 20+60, LT

DURABLE 4 INCH WHITE LINE
(ALL LINES WILL INCLUDE EDGE LINE BREAKS AND RADII FOR SIDE ROADS)
STA. 18+50 TO 24+50, SOLID LT & RT

DURABLE 4 INCH YELLOW LINE
(ALL LINES WILL INCLUDE ϕ BREAKS FOR SIDE ROADS)
STA. 18+50 TO 24+50, SOLID LT & RT

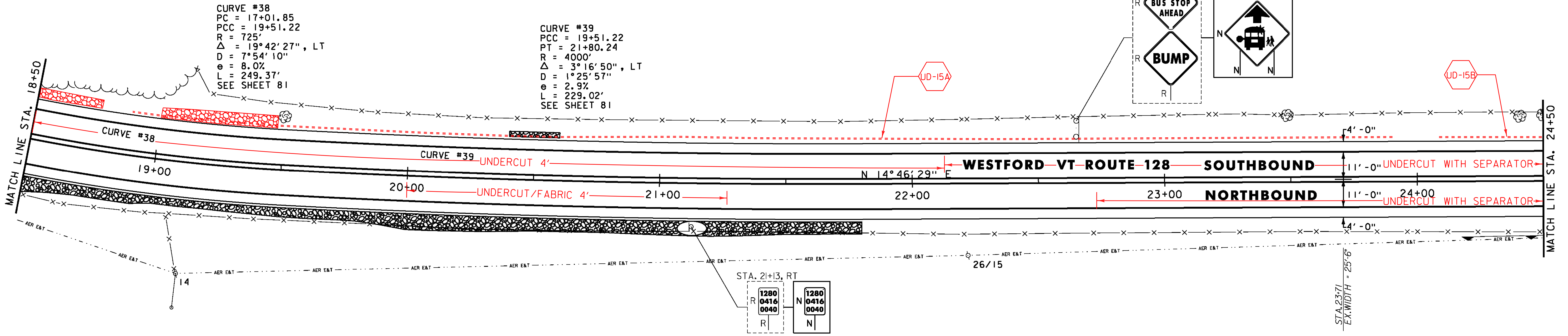

TEMPORARY 4 INCH WHITE LINE, PAINT
(ALL LINES WILL INCLUDE EDGE LINE BREAKS AND RADII FOR SIDE ROADS)
STA. 18+50 TO 24+50, SOLID LT & RT

TEMPORARY 4 INCH YELLOW LINE, PAINT
(ALL LINES WILL INCLUDE ϕ BREAKS FOR SIDE ROADS)
STA. 18+50 TO 24+50, SOLID LT & RT

GEOTEXTILE UNDER STONE FILL
STA. 18+50 TO 21+80, RT
STA. 20+40 TO 20+60, LT

GRUBBING MATERIAL
STA. 18+50 TO 21+80, RT
STA. 20+40 TO 20+60, LT

REMOVING SIGNS
AS SHOWN - 3



STONE FILL, TYPE J
STA. 25+00 TO 27+10, RT
STA. 26+90 TO 27+70, LT
STA. 27+90 TO 30+30, RT

DURABLE 4 INCH WHITE LINE
(ALL LINES WILL INCLUDE EDGE LINE BREAKS AND RADII FOR SIDE ROADS)
STA. 24+50 TO 30+50, SOLID LT & RT

DURABLE 4 INCH YELLOW LINE
(ALL LINES WILL INCLUDE ϕ BREAKS FOR SIDE ROADS)
STA. 24+50 TO 30+50, SOLID LT & RT

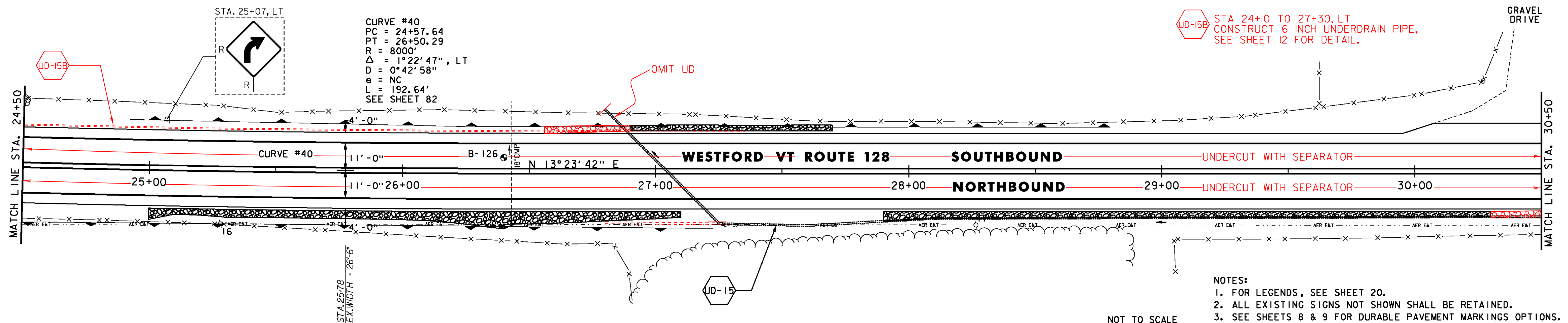
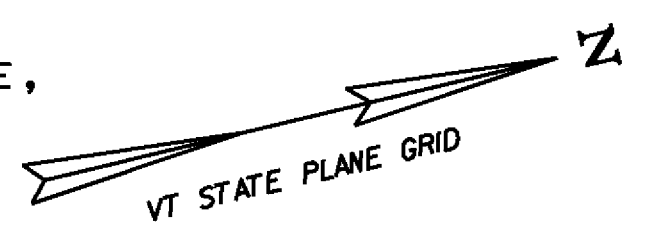
TEMPORARY 4 INCH WHITE LINE, PAINT
(ALL LINES WILL INCLUDE EDGE LINE BREAKS AND RADII FOR SIDE ROADS)
STA. 24+50 TO 30+50, SOLID LT & RT

TEMPORARY 4 INCH YELLOW LINE, PAINT
(ALL LINES WILL INCLUDE ϕ BREAKS FOR SIDE ROADS)
STA. 24+50 TO 30+50, SOLID LT & RT

GEOTEXTILE UNDER STONE FILL
STA. 25+00 TO 27+10, RT
STA. 26+90 TO 27+70, LT
STA. 27+90 TO 30+30, RT

GRUBBING MATERIAL
STA. 25+00 TO 27+10, RT
STA. 26+90 TO 27+70, LT
STA. 27+90 TO 30+30, RT

REMOVING SIGNS
AS SHOWN - 1



- NOTES:**
- FOR LEGENDS, SEE SHEET 20.
 - ALL EXISTING SIGNS NOT SHOWN SHALL BE RETAINED.
 - SEE SHEETS 8 & 9 FOR DURABLE PAVEMENT MARKINGS OPTIONS.

SOIL BORING DATA			
BORING#	DEPTH (FT.)	PCC	COMMENTS
B-126	5.0'	NO	



PROJECT LAYOUT SHEET #27

PROJECT NAME: ESSEX-WESTFORD
PROJECT NUMBER: STP 2912(I)

FILE NAME: p10c226.dgn
DESIGNED BY: STANTEC
IPARM FILE: p10c226127.i

PLOT DATE: 2/20/2013
DRAWN BY: STANTEC
CHECKED BY: STANTEC
SHEET 46 OF 239