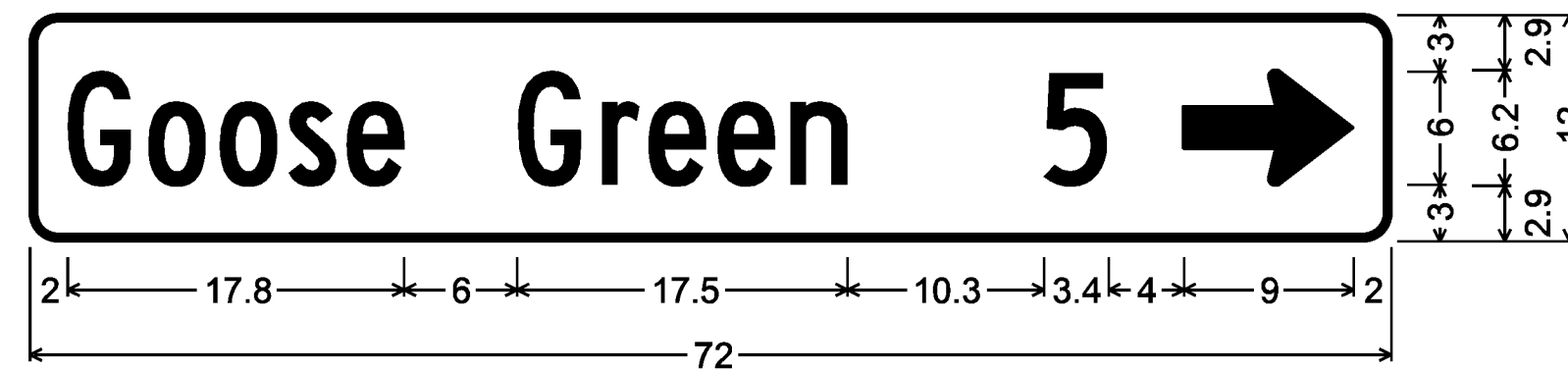
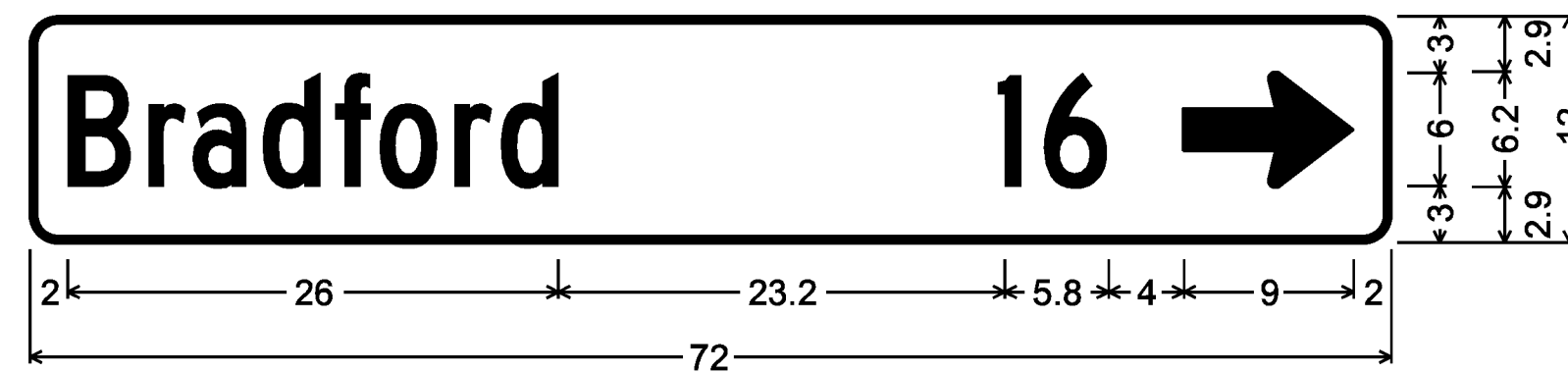


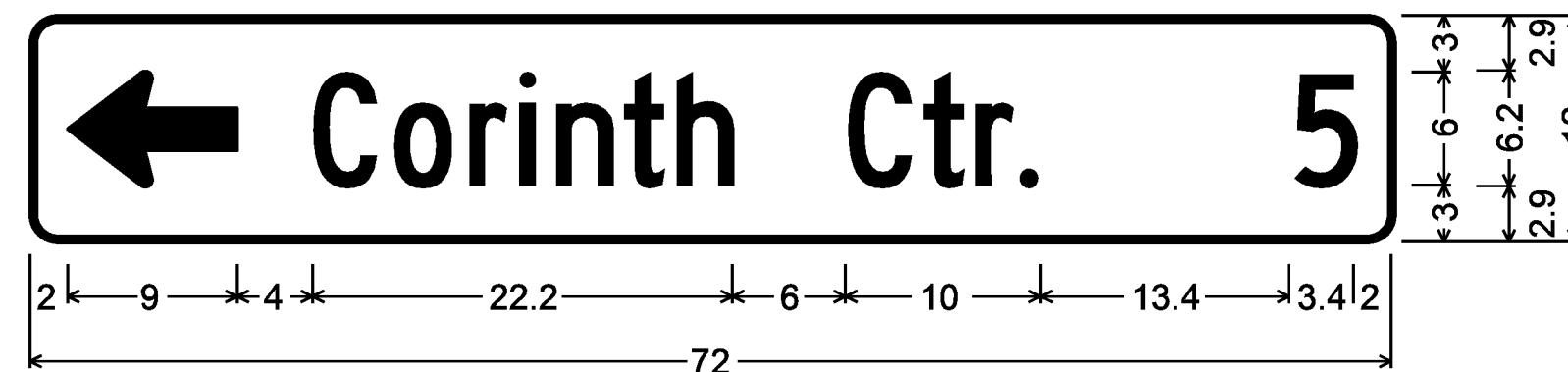
1.5" Radius, 0.4" Border, White on Green;
[Corinth Ctr.] C 2K; [5] C 2K; Standard Arrow Custom 9.0" X 6.1" 0°;



1.5" Radius, 0.4" Border, White on Green;
[Goose Green] C 2K; [5] C 2K; Standard Arrow Custom 9.0" X 6.1" 0°;



1.5" Radius, 0.4" Border, White on Green;
[Bradford] C 2K; [16] C 2K; Standard Arrow Custom 9.0" X 6.1" 0°;



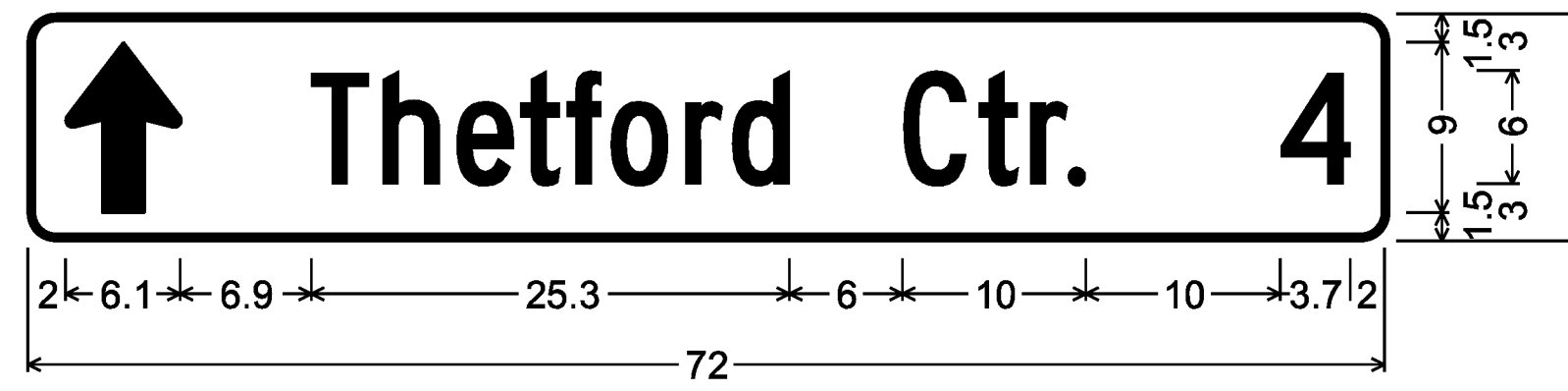
1.5" Radius, 0.4" Border, White on Green;
Standard Arrow Custom 9.0" X 6.1" 180°; [Corinth Ctr.] C 2K; [5] C 2K;



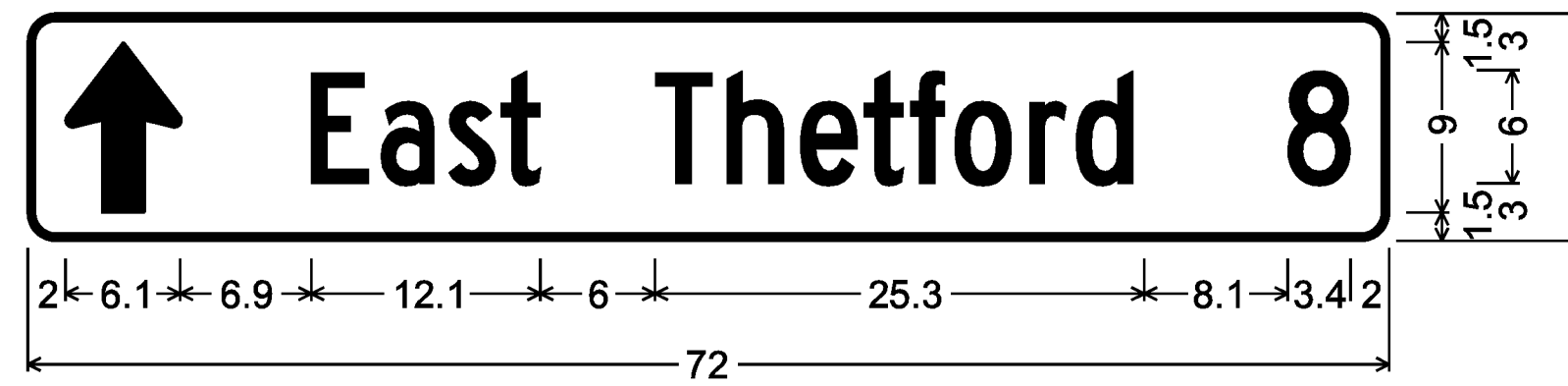
1.5" Radius, 0.4" Border, White on Green;
Standard Arrow Custom 9.0" X 6.1" 180°; [Goose Green] C 2K; [5] C 2K;



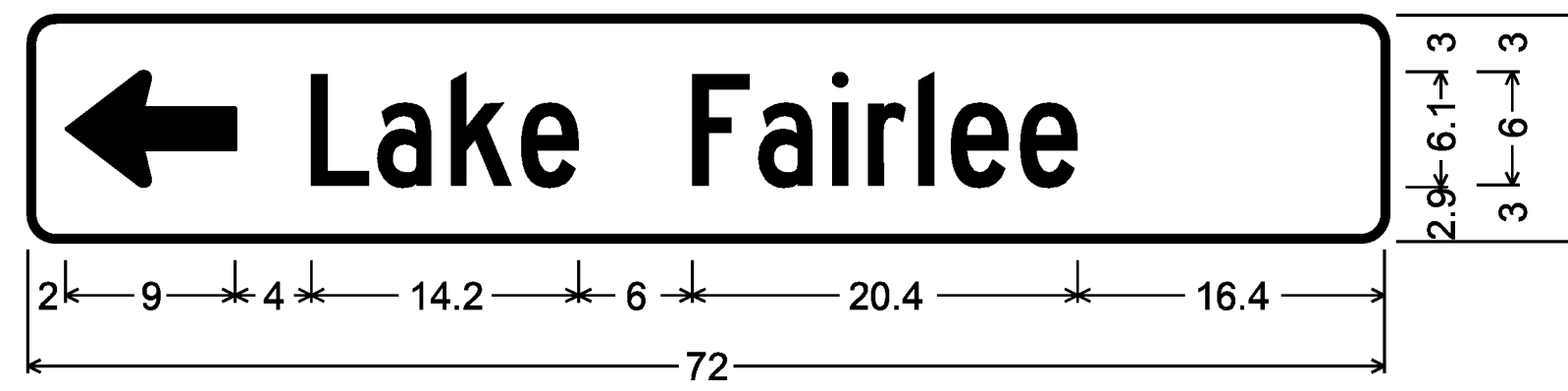
1.5" Radius, 0.4" Border, White on Green;
Standard Arrow Custom 9.0" X 6.1" 180°; [Bradford] C 2K; [16] C 2K;



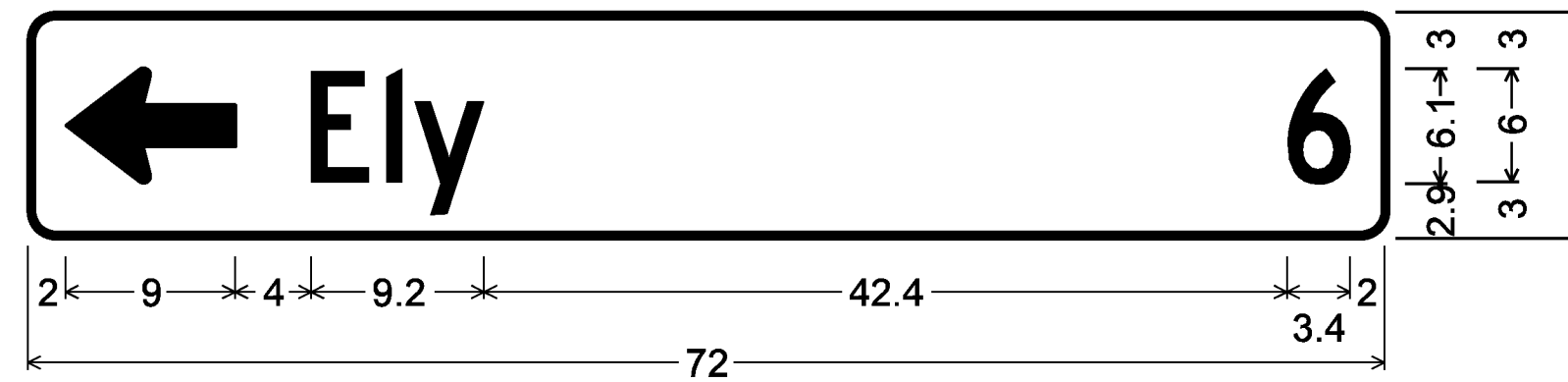
1.5" Radius, 0.4" Border, White on Green;
Standard Arrow Custom 9.0" X 6.1" 90°; [Thetford Ctr.] C 2K; [4] C 2K;



1.5" Radius, 0.4" Border, White on Green;
Standard Arrow Custom 9.0" X 6.1" 90°; [East Thetford] C 2K; [8] C 2K;
[8] C 2K;



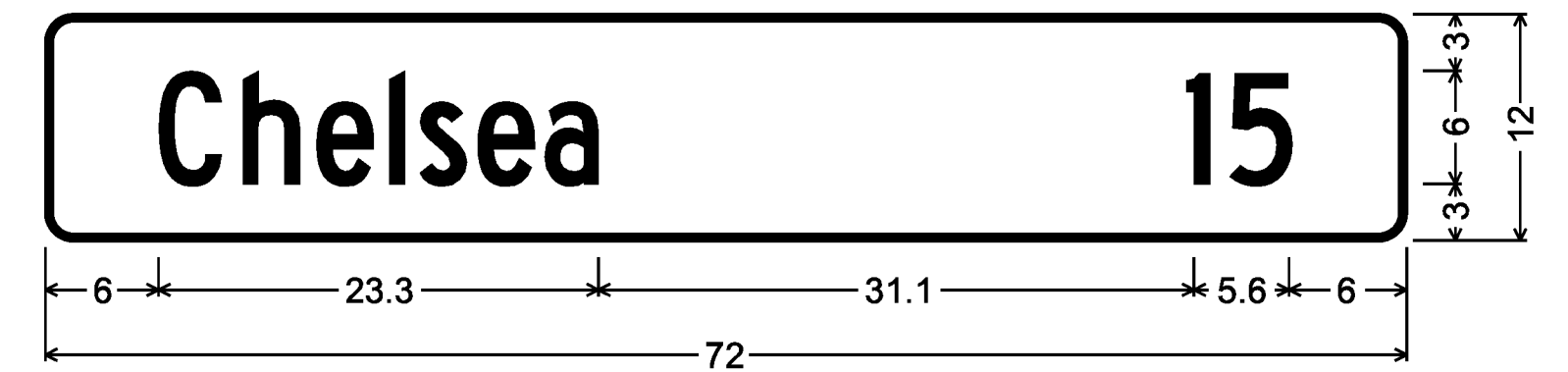
1.5" Radius, 0.4" Border, White on Green;
Standard Arrow Custom 9.0" X 6.1" 180°; [Lake Fairlee] C 2K;



1.5" Radius, 0.4" Border, White on Green;
Standard Arrow Custom 9.0" X 6.1" 180°; [Ely] C 2K; [6] C 2K;



1.5" Radius, 0.4" Border, White on Green;
[West Fairlee] C 2K; [2] C 2K;



1.5" Radius, 0.4" Border, White on Green;
[Chelsea] C 2K; [15] C 2K;

DESTINATION SIGN NOTES VD1-1, VD1-1A, VD2-1

THE DESTINATION SIGNS SHOWN ON THIS SHEET SHALL HAVE WHITE RETROREFLECTIVE ASTM TYPE III OR IV TEXT, ARROWS AND BORDERS ON A GREEN RETROREFLECTIVE AASHTO M268 (ASTM D4956) TYPE III OR IV BACKGROUND

SIGN DETAIL SHEET 2

PROJECT NAME: VERSHIRE-THETFORD	
PROJECT NUMBER: STP 2911(I)	
FILE NAME: pl0c224.dgn	PLOT DATE: 1/29/2013
PROJECT LEADER: PTS	DRAWN BY: SNG
DESIGNED BY: NULL	CHECKED BY: PTS
IPARM FILE NAME: IOC224_85	SHEET 85 OF 232

NOT TO SCALE