













# TRAFFIC SIGN SUMMARY SHEET #9

SHSM = FHWA 2004 STANDARD  
HIGHWAY SIGNS AND MARKINGS  
BOOK AND THE 2012 SUPPLEMENT  
TO THE 2004 EDITION

MILEMARKER, STATION, OR SIGN NUMBER	SIGN LEGEND	SIGN DIMENSIONS		NEW & SALVAGED SIGNS				EXIST POST RE SALVAGE RE TAIN	NO. OF POSTS	NEW SIGN POSTS														REMARKS	SIGN DETAIL					
		E A	WIDTH (in)	HEIGHT (in)	"A"	"B"	SALV SIGN			SALV TIS	SQUARE STEEL (in)			TUBULAR ALUMINUM Ø (in)			TUBULAR STEEL Ø (in)				W-SHAPE STEEL				SHSM	DETAIL ON SHEET NUMBER	STD. SHEET NUMBER			
											1.75	2.0	2.5	3.0	4.0	4.0 MOD	3.0	3.5	4.0	5.0	FTG. SIZE		WEIGHT					POST SIZE		
WEST FAIRLEE 408+20 RT FO+00 RT	West Fairlee Vershire	I	72	10	5.00				2		X		X														VD-024			87
	 	I	6	10	0.42																					VD-700			E-138	
		I	6	10	0.42																					VD-700			E-138	
F17+83 RT		I	30	30	6.25				1		X		X													VW-054			E-154	
F23+00 RT		I	30	30	6.25				1		X		X													WI-2L	X			
F29+90 LT		I	30	30	6.25				1		X		X													WI-2R	X			
F58+22 RT		I	36	36	9.00				2		X		X													W3-5	X			
F62+05 LT		I	24	30	5.00				1		X		X													R2-1	X			
F62+05 RT		I	30	36	7.50				1		X		X													R2-1	X			
F63+69 RT		I	30	30	6.25				1		X		X													VW-054			E-154	
F72+66 RT		I	30	30	6.25				1		X		X													W11-6H	FOLDING/HINGED SEE STANDARD E-153 FOR HINGE DETAIL	X		
F79+83 RT	West Fairlee Post Mills 2	I	30	18	3.75				1		X		X													VD-018		87		
F83+76 LT		I	30	30	6.25				1		X		X													W11-6H	FOLDING/HINGED SEE STANDARD E-153 FOR HINGE DETAIL	X		
F85+93 RT		I	30	36	7.50				1		X		X													R2-1	X			

FINAL POST LENGTHS ARE TO BE DETERMINED  
IN THE FIELD. POST SIZES ARE COMPUTED  
BASED ON INFORMATION FURNISHED ON THE STANDARD  
SHEETS AND VTRANS "SIGN POST DESIGN GUIDELINE."

**SHEET TOTALS**

SF  
76.09

SF

EA.

SF

EA.

SF

EA.

SF

EA.

SF

EA.

SF

EA.

SF

EA.

SF

EA.

SF

EA.

SF

EA.

SF

EA.

SF

EA.

SF

EA.

SF

EA.

SF

EA.

SF

EA.

SF

EA.

**TRAFFIC  
SIGN  
SUMMARY  
SHEET #9**

PROJECT NAME: VERSHIRE-THETFORD

PROJECT NUMBER: STP 2911(I)

FILE NAME: pl0c224.dgn

PROJECT LEADER: PTS

DESIGNED BY: NULL

IPARM FILE NAME: IOC224\_76

PLOT DATE: 1/29/2013

DRAWN BY: SNG

CHECKED BY: PTS

SHEET 76 OF 232