

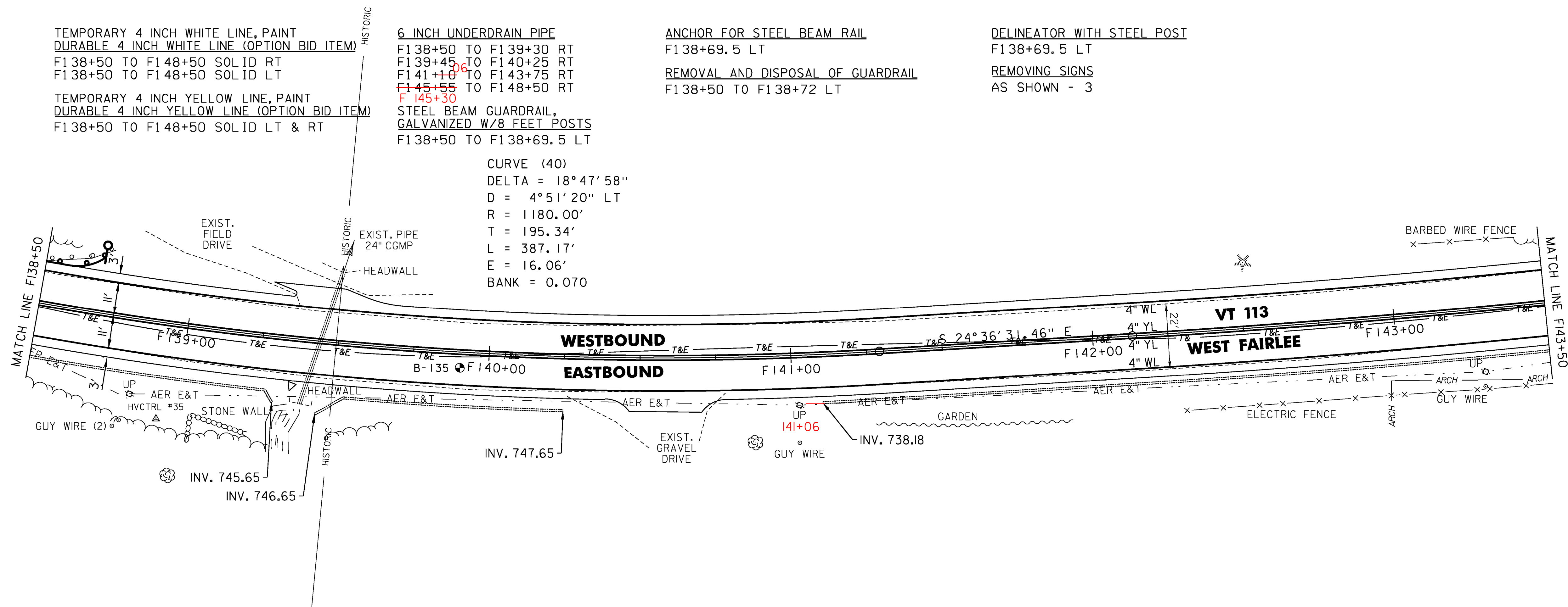
TEMPORARY 4 INCH WHITE LINE, PAINT  
 DURABLE 4 INCH WHITE LINE (OPTION BID ITEM)  
 F138+50 TO F148+50 SOLID RT  
 F138+50 TO F148+50 SOLID LT  
 TEMPORARY 4 INCH YELLOW LINE, PAINT  
 DURABLE 4 INCH YELLOW LINE (OPTION BID ITEM)  
 F138+50 TO F148+50 SOLID LT & RT

6 INCH UNDERDRAIN PIPE  
 F138+50 TO F139+30 RT  
 F139+45 TO F140+25 RT  
 F141+10 TO F143+75 RT  
 F145+55 TO F148+50 RT  
 F145+30  
 STEEL BEAM GUARDRAIL,  
 GALVANIZED W/8 FEET POSTS  
 F138+50 TO F138+69.5 LT

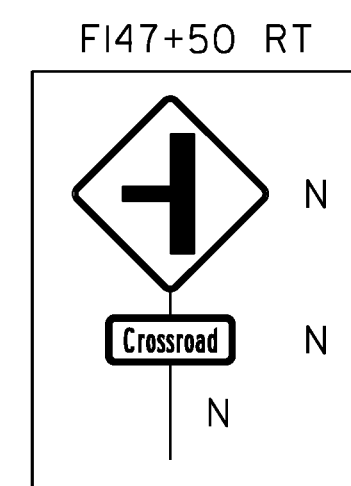


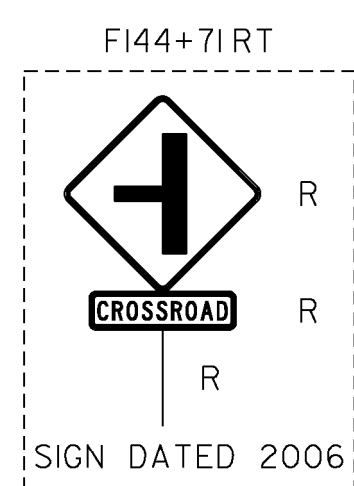
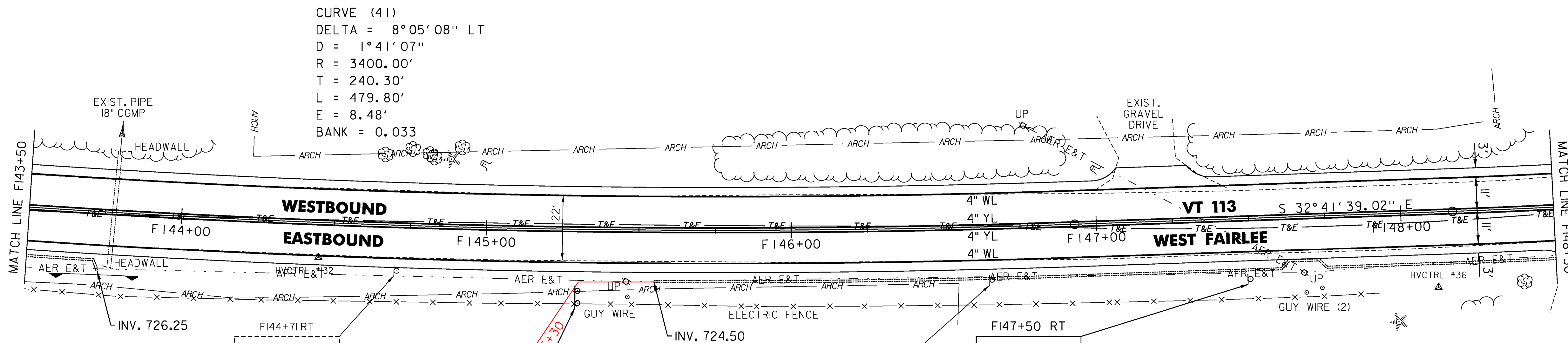
ANCHOR FOR STEEL BEAM RAIL  
 F138+69.5 LT  
 REMOVAL AND DISPOSAL OF GUARDRAIL  
 F138+50 TO F138+72 LT

DELINEATOR WITH STEEL POST  
 F138+69.5 LT  
 REMOVING SIGNS  
 AS SHOWN - 3

CURVE (40)  
 DELTA = 18°47'58"  
 D = 4°51'20" LT  
 R = 1180.00'  
 T = 195.34'  
 L = 387.17'  
 E = 16.06'  
 BANK = 0.070



CURVE (41)  
 DELTA = 8°05'08" LT  
 D = 1°41'07"  
 R = 3400.00'  
 T = 240.30'  
 L = 479.80'  
 E = 8.48'  
 BANK = 0.033



- LEGEND
- R = REMOVE EXISTING
  - S = SALVAGE
  - R&S = REMOVE AND SALVAGE
  - N = NEW
  - RET = RETAIN
  - B-B = BACK TO BACK
  - o— = EXISTING GUARDRAIL
  - |— = PROPOSED GUARDRAIL
  - Y— = YELLOW LINE
  - W— = WHITE LINE
  - D— = DELINEATOR
  - U— = PROPOSED UP

### ROADWAY LAYOUT 35

PROJECT NAME: VERSHIRE-THETFORD

PROJECT NUMBER: STP 2911(I)

FILE NAME: p10c224.dgn  
 PROJECT LEADER: PTS  
 DESIGNED BY: NLL  
 IPARM FILE NAME: IOC224.62

PLOT DATE: 3/8/2013  
 DRAWN BY: SNG  
 CHECKED BY: PTS  
 SHEET 62 OF 232

NOT TO SCALE