

TEMPORARY 4 INCH WHITE LINE, PAINT
 DURABLE 4 INCH WHITE LINE (OPTION BID ITEM)
 204+50 TO 216+50 SOLID LT
 204+50 TO 216+50 SOLID RT
 TEMPORARY 4 INCH YELLOW LINE, PAINT
 DURABLE 4 INCH YELLOW LINE (OPTION BID ITEM)
 204+50 TO 216+50 SOLID LT & RT

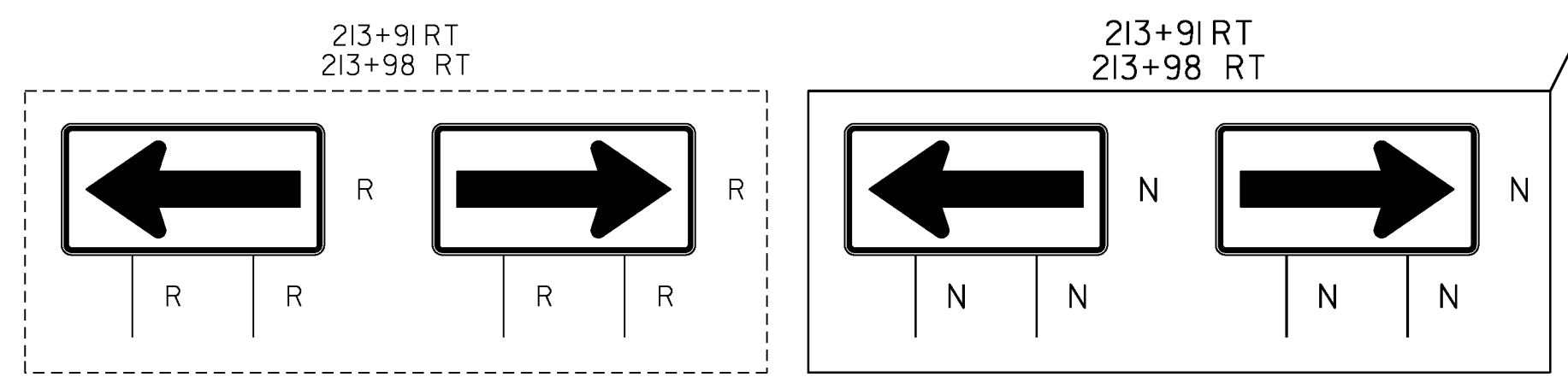
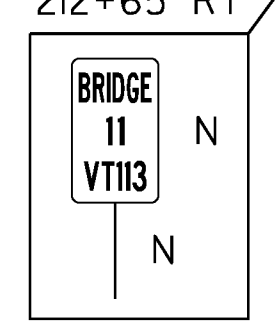
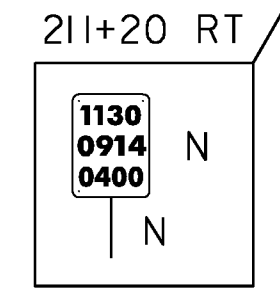
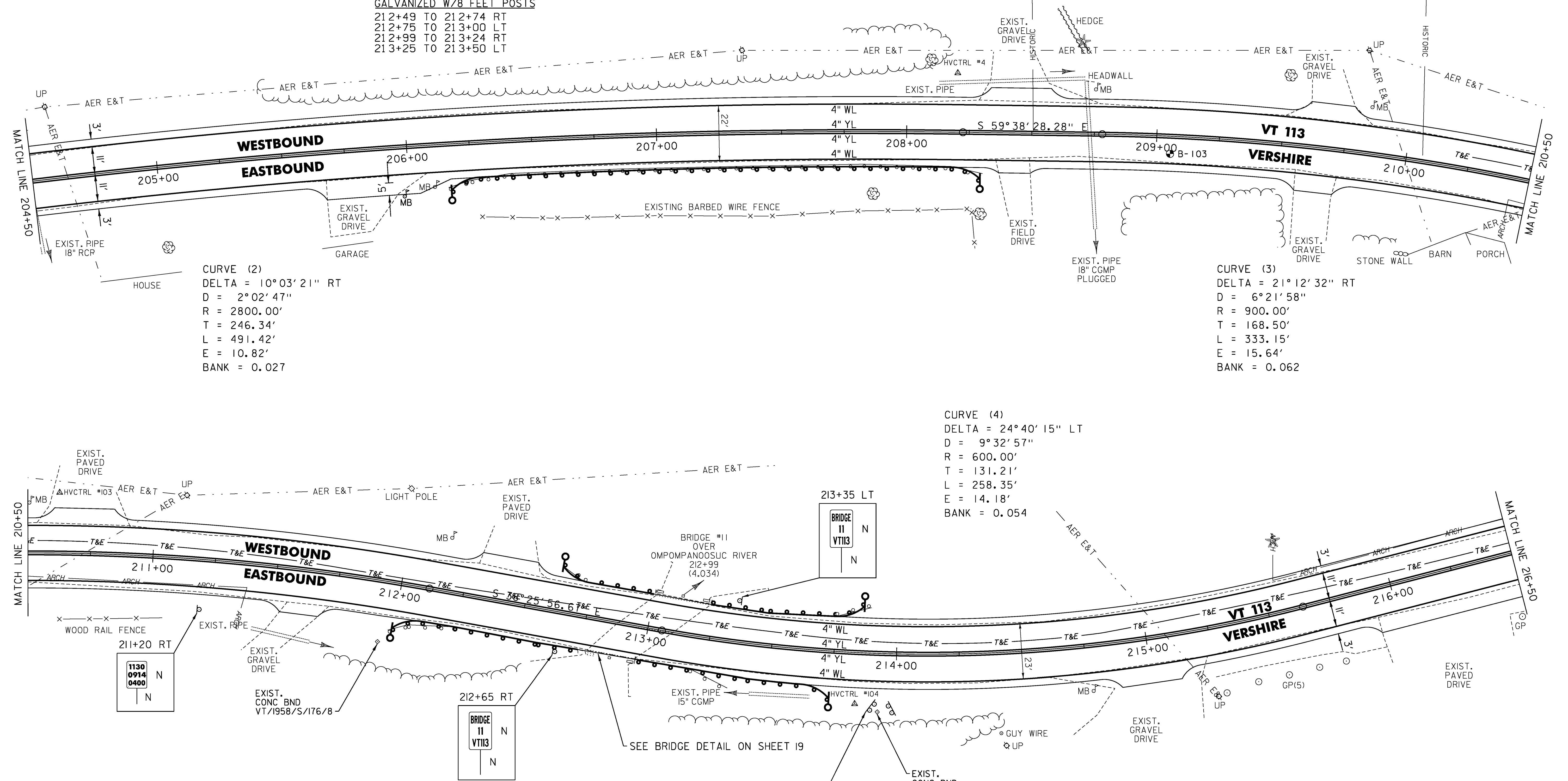
STEEL BEAM GUARDRAIL,
 GALVANIZED W/8 FEET POSTS
 206+17 TO 208+29.5 RT
 211+99 TO 212+49 RT
 212+62.5 TO 212+75 LT
 213+24 TO 213+74 RT
 213+50 TO 213+87.5 LT
 H.D. STEEL BEAM GUARDRAIL,
 GALVANIZED W/8 FEET POSTS
 212+49 TO 212+74 RT
 212+75 TO 213+00 LT
 212+99 TO 213+24 RT
 213+25 TO 213+50 LT

ANCHOR FOR STEEL BEAM RAIL
 206+17 RT
 208+29.5 RT
 211+99 RT
 212+62.5 LT
 213+74 RT
 213+87.5 LT

REMOVAL AND DISPOSAL OF GUARDRAIL
 206+16 TO 208+31 RT
 211+98 TO 212+74 RT
 212+62 TO 213+00 LT
 212+99 TO 213+34 RT
 213+25 TO 213+89 LT

DELINEATOR WITH STEEL POST
 206+17 RT 212+62.5 LT
 208+29.5 RT 213+74 RT
 211+99 RT 213+87.5 LT
 RELOCATE MAILBOX, SINGLE SUPPORT
 205+98 RT

THINNING AND TRIMMING FOR SIGNS
 213+91 RT
 213+98 RT
 REMOVING SIGNS
 AS SHOWN - 2



- LEGEND**
- R = REMOVE EXISTING
 - S = SALVAGE
 - R&S = REMOVE AND SALVAGE
 - N = NEW
 - RET = RETAIN
 - B-B = BACK TO BACK
 - EXISTING GUARDRAIL
 - PROPOSED GUARDRAIL
 - YL = YELLOW LINE
 - WL = WHITE LINE
 - DELINEATOR
 - PROPOSED UP

ROADWAY LAYOUT 3

PROJECT NAME: VERSHIRE-THETFORD
 PROJECT NUMBER: STP 2911(I)
 FILE NAME: pl0c224.dgn
 PROJECT LEADER: PTS
 DESIGNED BY: NLL
 IPARM FILE NAME: IOC224_30
 PLOT DATE: 3/8/2013
 DRAWN BY: SNG
 CHECKED BY: PTS
 SHEET 30 OF 232