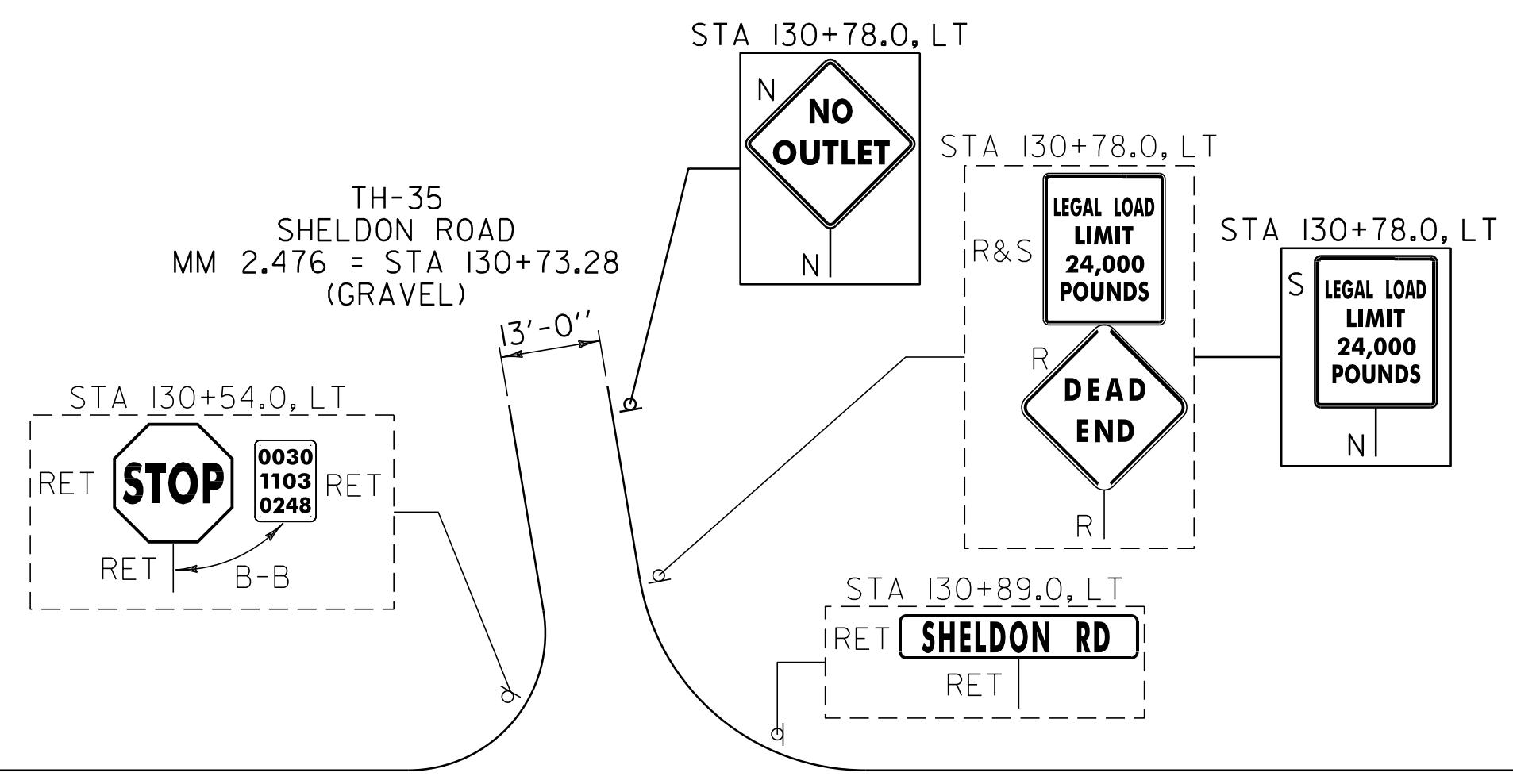


646.402 DURABLE 4 INCH WHITE LINE, THERMOPLASTIC OR
 646.403 DURABLE 4 INCH WHITE LINE, EPOXY PAINT OR
 646.404 DURABLE 4 INCH WHITE LINE, POLYUREA
 (ALL LINES WILL INCLUDE EDGE LINE BREAKS AND
 RADIUS FOR TOWN HIGHWAYS)
 CASTLETON:
 STA 128+50.00 - STA 140+50.00 EDGE LINE LT & RT
 LT C RT
 S - S

646.412 DURABLE 4 INCH YELLOW LINE, THERMOPLASTIC OR
 646.413 DURABLE 4 INCH YELLOW LINE, EPOXY PAINT OR
 646.414 DURABLE 4 INCH YELLOW LINE, POLYUREA
 (ALL LINES WILL INCLUDE C/L BREAKS FOR
 TOWN HIGHWAYS) S=SOLID, D=DASHED
 CASTLETON:
 STA 128+50.00 - STA 140+50.00
 LT C RT
 S - S



646.602 TEMPORARY 4 INCH WHITE LINE, PAINT
 (ALL LINES WILL INCLUDE EDGE LINE BREAKS AND
 RADIUS FOR TOWN HIGHWAYS)
 CASTLETON:
 STA 128+50.00 - STA 140+50.00 EGE LINE LT & RT
 LT C RT
 S - S

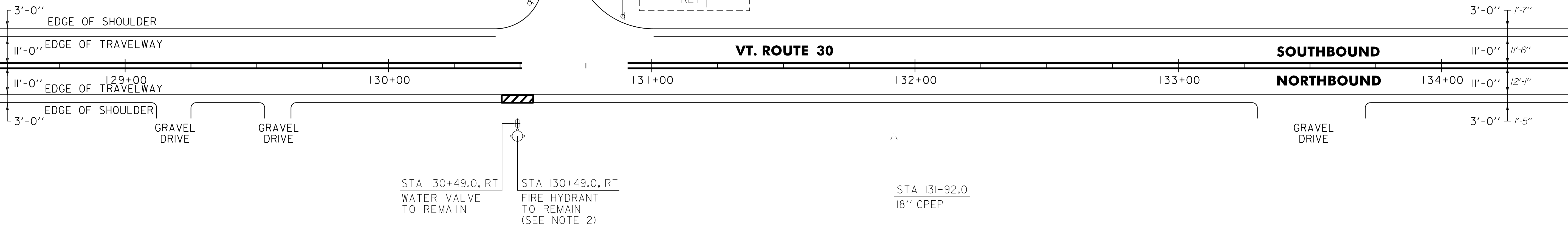
646.612 TEMPORARY 4 INCH YELLOW LINE, PAINT
 (ALL LINES WILL INCLUDE C/L BREAKS FOR
 TOWN HIGHWAYS) S=SOLID, D=DASHED
 CASTLETON:
 STA 128+50.00 - STA 140+50.00
 LT C RT
 S - S

646.442 DURABLE 8 INCH WHITE LINE, THERMOPLASTIC OR
 646.443 DURABLE 8 INCH WHITE LINE, EPOXY PAINT OR
 646.444 DURABLE 8 INCH WHITE LINE, POLYUREA
 CASTLETON:
 STA 130+43.0 - STA 130+55.0 FIRE HYDRANT NO PARKING ZONE RT
 STA 138+85.0 - STA 138+97.0 FIRE HYDRANT NO PARKING ZONE RT

675.50 REMOVING SIGNS
 AS SHOWN - 2-3

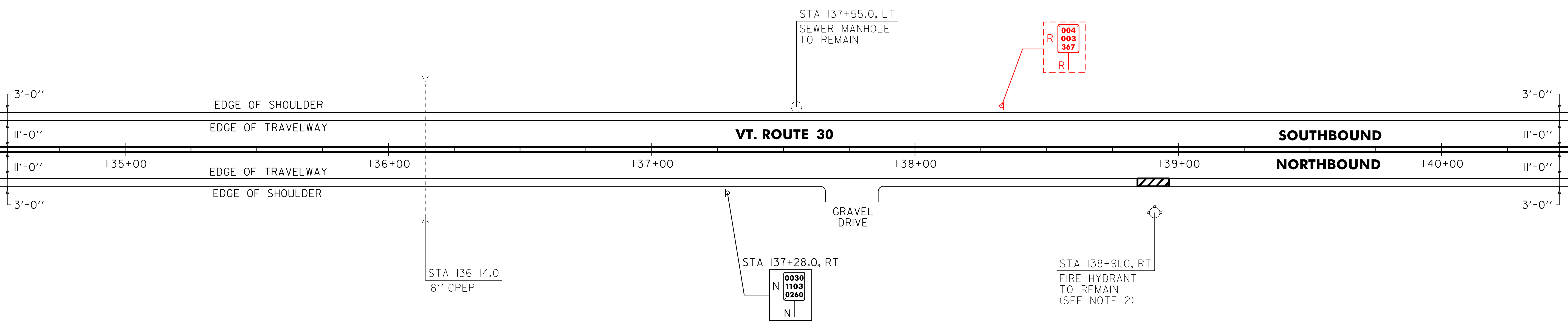
675.60 ERECTING SALVAGED SIGNS
 AS SHOWN - 1

MATCH LINE STA 128+50. SEE PREVIOUS SHEET



MATCH LINE STA 134+50. SEE BELOW

MATCH LINE STA 134+50. SEE ABOVE



MATCH LINE STA 140+50. SEE NEXT SHEET

NOTES:
 1. PAVING LIMIT ON ALL TOWN HIGHWAYS SHALL BE MEASURED 25 FT BACK FROM VT. ROUTE 30 EDGE OF SHOULDER UNLESS DENOTED OTHERWISE ON THE PLANS OR AS DIRECTED BY THE RESIDENT ENGINEER.
 2. SEE SHEET 8 FOR FIRE HYDRANT PAVEMENT MARKING DETAIL.

SIGN LEGEND
 R = REMOVE
 S = SALVAGE
 N = NEW
 RET = RETAIN
 B-B = BACK TO BACK
 EXISTING = - - - - -
 NEW = _____

PROJECT LAYOUT SHEET #10	NOT TO SCALE	
	PROJECT NAME: CASTLETON	PROJECT NUMBER: STP 2909(1)
FILE NAME: p10c212.dgn	PROJECT LEADER: D.E.G.	PLOT DATE: 04-JUN-2013 09:2
DESIGNED BY: M.J.M.	IPARM FILE: p10c212110.i	DRAWN BY: W.G.P.
		CHECKED BY: D.E.G.
		SHEET 138 OF 152