


646.402 DURABLE 4 INCH WHITE LINE, THERMOPLASTIC OR
 646.403 DURABLE 4 INCH WHITE LINE, EPOXY PAINT OR
 646.404 DURABLE 4 INCH WHITE LINE, POLYUREA
 (ALL LINES WILL INCLUDE EDGE LINE BREAKS AND
 RADIUS FOR TOWN HIGHWAYS)
 CASTLETON:
 STA 260+50.00 - STA 272+50.00 EDGE LINE LT & RT

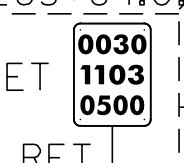
646.412 DURABLE 4 INCH YELLOW LINE, THERMOPLASTIC OR
 646.413 DURABLE 4 INCH YELLOW LINE, EPOXY PAINT OR
 646.414 DURABLE 4 INCH YELLOW LINE, POLYUREA
 (ALL LINES WILL INCLUDE C/L BREAKS FOR
 TOWN HIGHWAYS) S=SOLID, D=DASHED
 CASTLETON:
 STA 260+50.00 - STA 272+50.00

LT C RT
 S - S

STA 262+18.0, LT
 UTILITY POLE
 (SEE NOTE 2)

STA 262+33.0, LT
 RET

 RET

STA 263+19.0, LT
 UTILITY POLE
 (SEE NOTE 2)

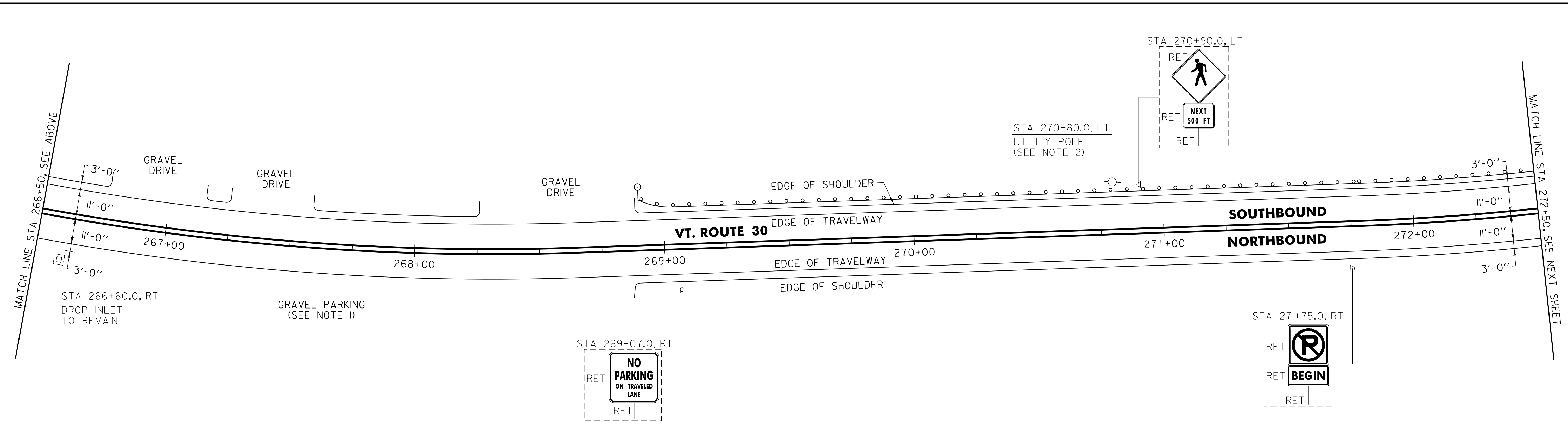
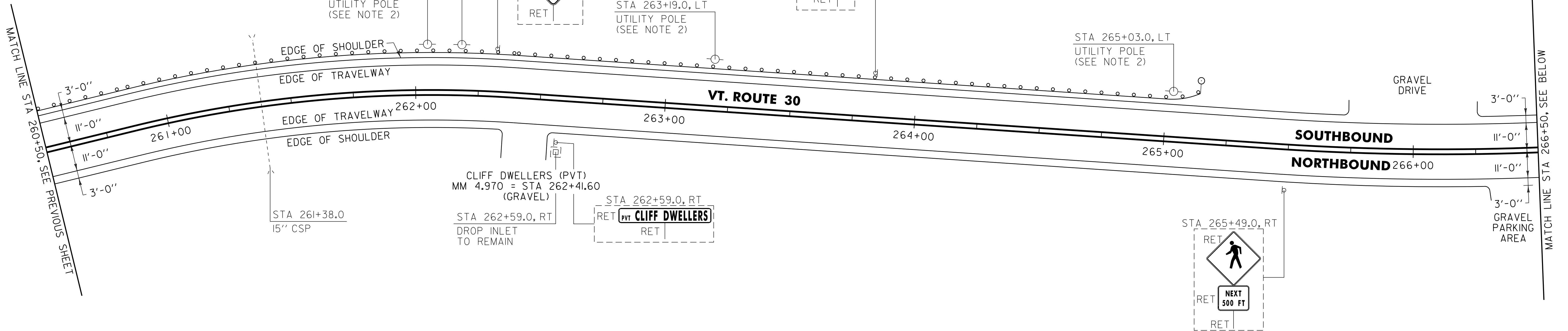
STA 263+84.0, LT
 RET

 RET

STA 265+03.0, LT
 UTILITY POLE
 (SEE NOTE 2)

646.602 TEMPORARY 4 INCH WHITE LINE, PAINT
 (ALL LINES WILL INCLUDE EDGE LINE BREAKS AND
 RADIUS FOR TOWN HIGHWAYS)
 CASTLETON:
 STA 260+50.00 - STA 272+50.00 EDGE LINE LT & RT

646.612 TEMPORARY 4 INCH YELLOW LINE, PAINT
 (ALL LINES WILL INCLUDE C/L BREAKS FOR
 TOWN HIGHWAYS) S=SOLID, D=DASHED
 CASTLETON:
 STA 260+50.00 - STA 272+50.00

LT C RT
 S - S



NOTES:
 1. PROVIDE A 4 FT WIDE, 1/2" TYPE IVS APRON FOR THE EXISTING "GRAVEL PARKING". ANY REQUIRED EXCAVATION SHALL BE PERFORMED AS DIRECTD BY THE RESIDENT ENGINEER AND PAID FOR UNDER ITME 608.25 ALL PURPOSE EXCAVATOR RENTAL, TYPE I.
 2. SEE SHEET 10 FOR REDUCED STEEL BEAM GUARDRAIL POST SPACING AT UTILITY POLE DETAIL.

621.205 STEEL BEAM GUARDRAIL, GALVANIZED W/8 FEET POSTS
 CASTLETON:
 STA 260+50.0 - STA 265+17.5 LT (528.5 LF)
 STA 268+90.0 - STA 272+50.0 LT (360.0 LF)
 621.60 ANCHOR FOR STEEL BEAM RAIL
 CASTLETON:
 STA 265+11.5 LT
 STA 268+96.5 LT

621.80 REMOVAL AND DISPOSAL OF GUARDRAIL
 CASTLETON:
 STA 260+50.0 - STA 265+03.0 LT (453.0 LF)
 STA 268+90.0 - STA 272+50.0 LT (360.0 LF)
 676.10 DELINEATOR WITH STEEL POST
 CASTLETON:
 STA 265+17.5 LT
 STA 268+90.0 LT

SIGN LEGEND
 R = REMOVE
 S = SALVAGE
 N = NEW
 RET = RETAIN
 B-B = BACK TO BACK
 EXISTING = - - - - -
 NEW = _____

PROJECT LAYOUT SHEET #21	NOT TO SCALE	
	PROJECT NAME: CASTLETON	PROJECT NUMBER: STP 2909(1)
	FILE NAME: p10c212.dgn PROJECT LEADER: D.E.G. DESIGNED BY: M.J.M. IPARM FILE: p10c212121.i	PLOT DATE: 04-JUN-2013 09:14 DRAWN BY: W.G.P. CHECKED BY: D.E.G. SHEET 149 OF 152