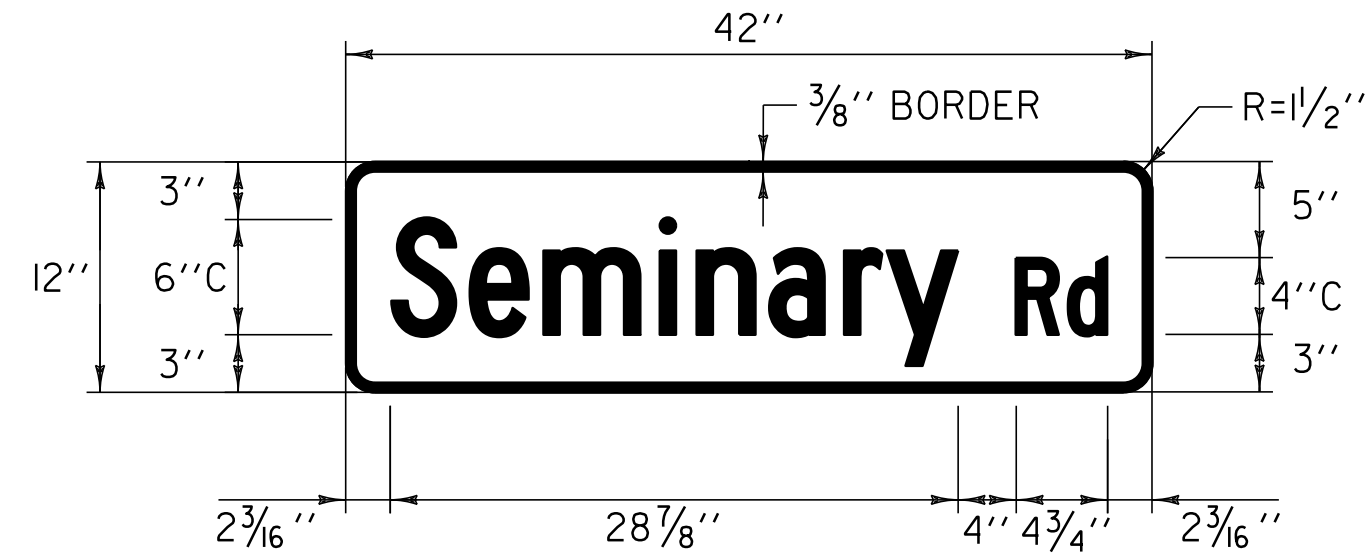


COLOR: WHITE BORDER & TEXT (REFLECTORIZED)
GREEN BACKGROUND (REFLECTORIZED)

MATERIAL: PER VAOT STANDARD E-123

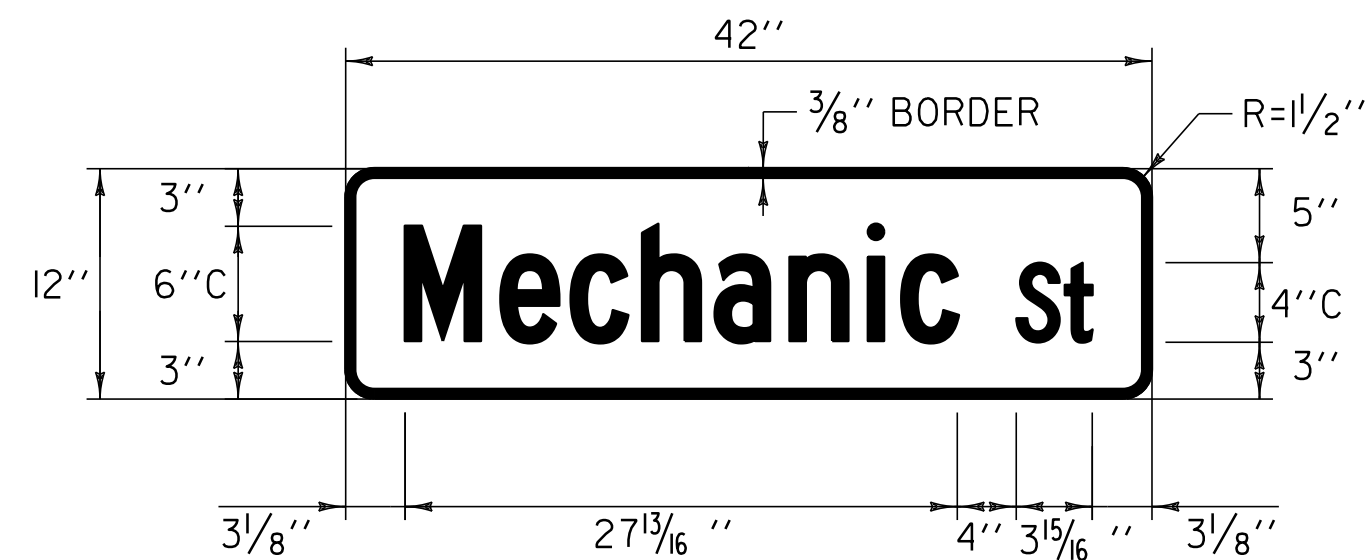
LOCATION: VT. ROUTE 4A
CASTLETON:
STA 159+36.0, LT



COLOR: WHITE BORDER & TEXT (REFLECTORIZED)
GREEN BACKGROUND (REFLECTORIZED)

MATERIAL: PER VAOT STANDARD E-123

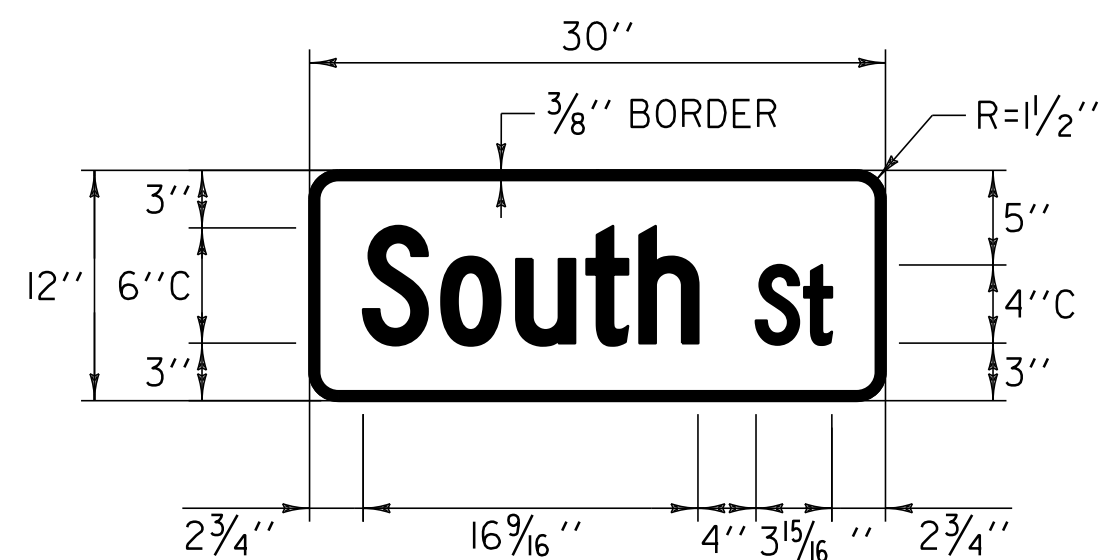
LOCATION: VT. ROUTE 4A
CASTLETON:
STA 176+55.0, RT



COLOR: WHITE BORDER & TEXT (REFLECTORIZED)
GREEN BACKGROUND (REFLECTORIZED)

MATERIAL: PER VAOT STANDARD E-123

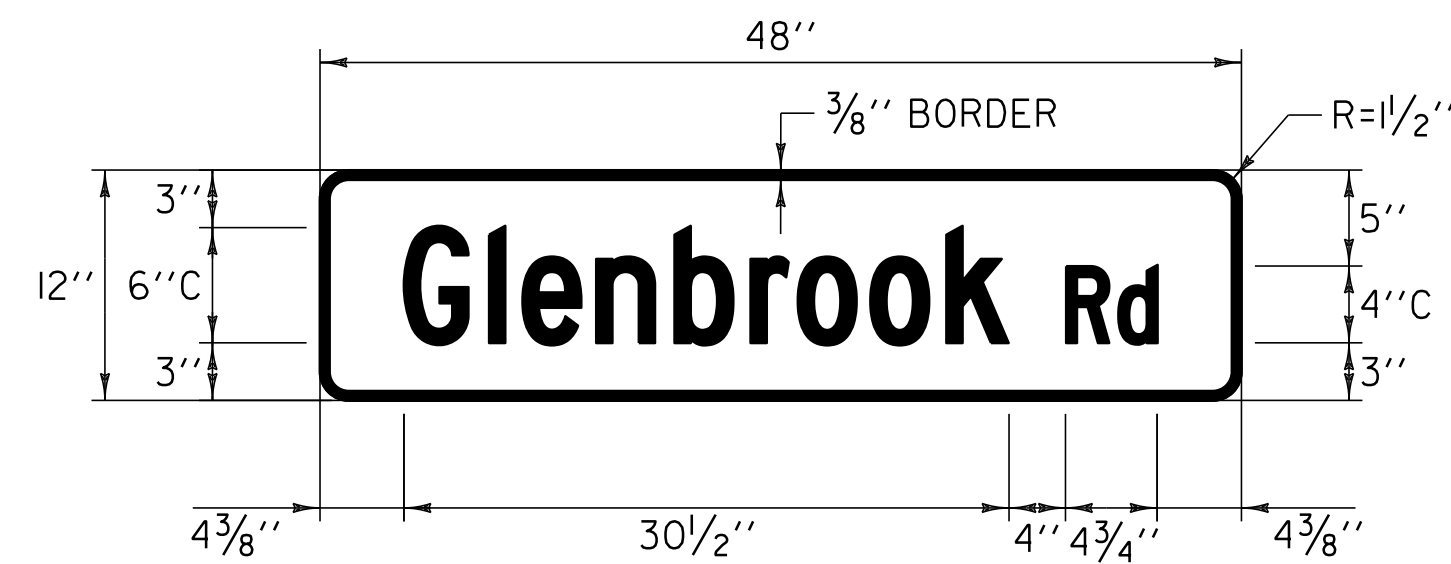
LOCATION: VT. ROUTE 4A
CASTLETON:
STA 179+39.0, LT



COLOR: WHITE BORDER & TEXT (REFLECTORIZED)
GREEN BACKGROUND (REFLECTORIZED)

MATERIAL: PER VAOT STANDARD E-123

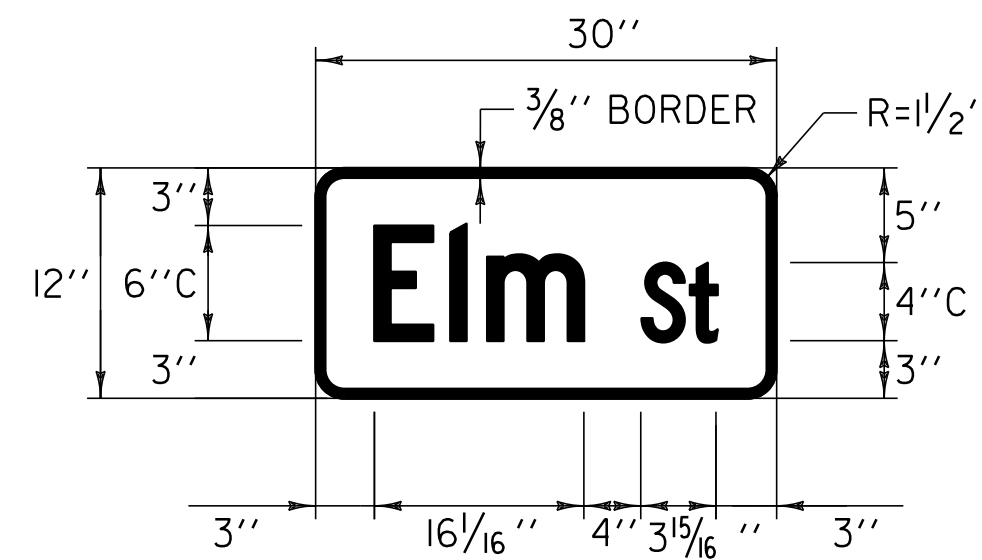
LOCATION: VT. ROUTE 4A
CASTLETON:
STA 171+73.0, RT



COLOR: WHITE BORDER & TEXT (REFLECTORIZED)
GREEN BACKGROUND (REFLECTORIZED)

MATERIAL: PER VAOT STANDARD E-123

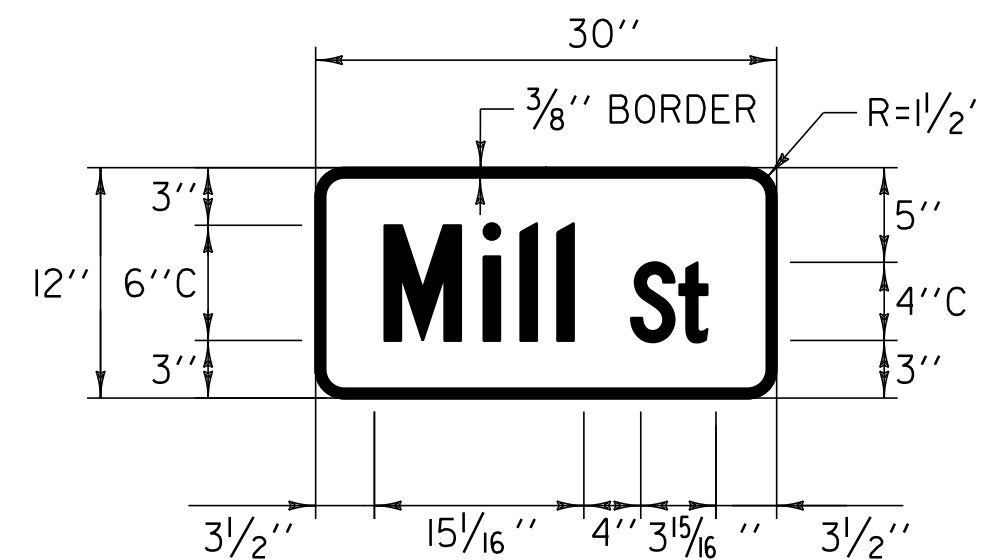
LOCATION: VT. ROUTE 4A
CASTLETON:
STA 165+45.0, RT
STA 165+45.0, RT



COLOR: WHITE BORDER & TEXT (REFLECTORIZED)
GREEN BACKGROUND (REFLECTORIZED)

MATERIAL: PER VAOT STANDARD E-123

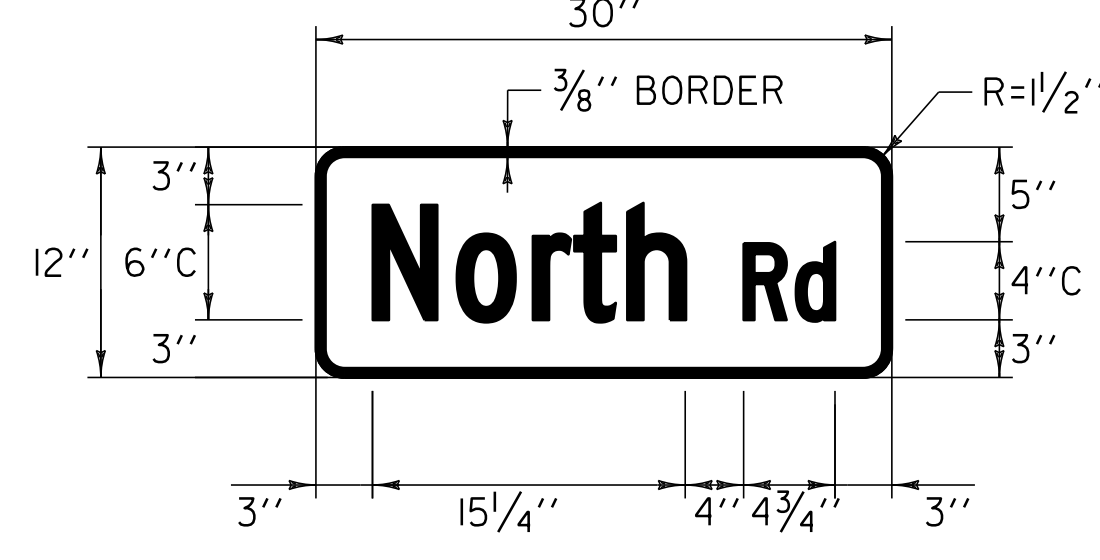
LOCATION: VT. ROUTE 4A
CASTLETON:
STA 179+04.0, RT



COLOR: WHITE BORDER & TEXT (REFLECTORIZED)
GREEN BACKGROUND (REFLECTORIZED)

MATERIAL: PER VAOT STANDARD E-123

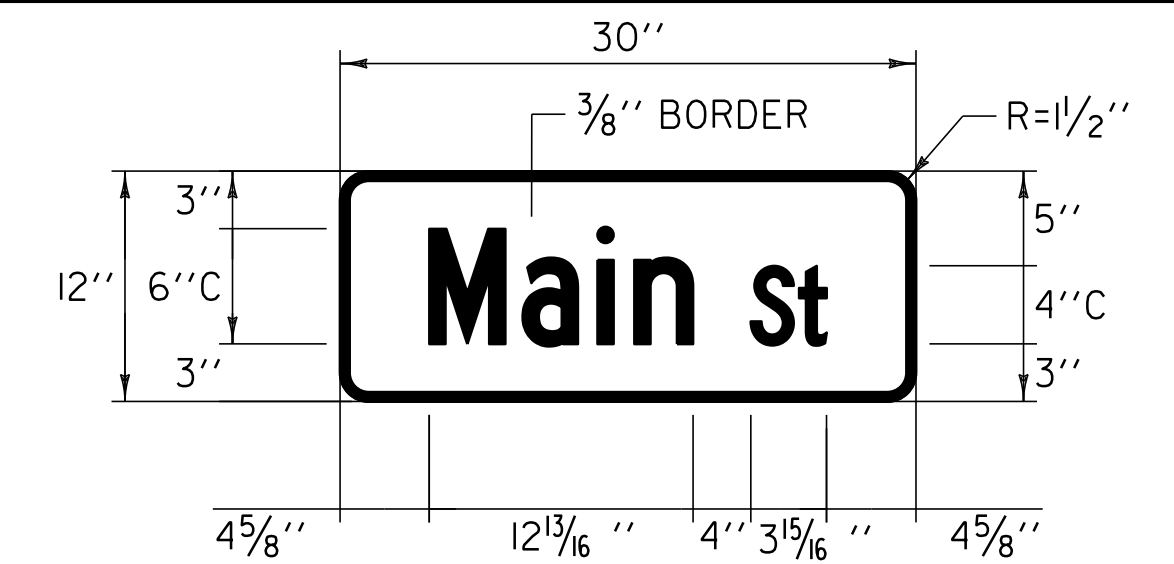
LOCATION: VT. ROUTE 4A
CASTLETON:
STA 190+54.0, LT



COLOR: WHITE BORDER & TEXT (REFLECTORIZED)
GREEN BACKGROUND (REFLECTORIZED)

MATERIAL: PER VAOT STANDARD E-123

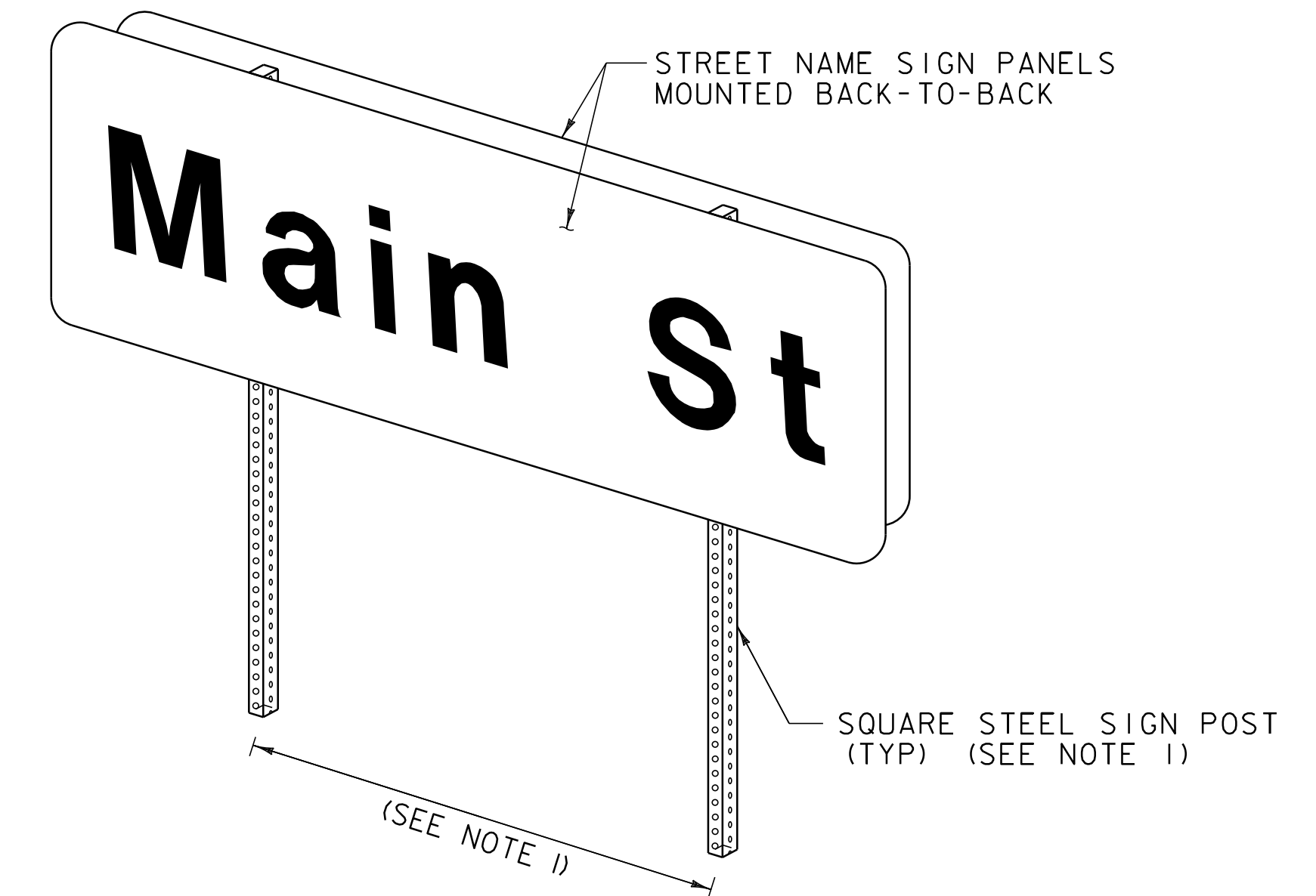
LOCATION: VT. ROUTE 4A
CASTLETON:
STA 171+65.0, LT



COLOR: WHITE BORDER & TEXT (REFLECTORIZED)
GREEN BACKGROUND (REFLECTORIZED)

MATERIAL: PER VAOT STANDARD E-123

LOCATION: VT. ROUTE 4A
CASTLETON:
STA 159+36.0, LT
STA 165+45.0, RT
STA 171+65.0, LT
STA 171+73.0, RT
STA 176+55.0, RT
STA 179+04.0, RT
STA 179+39.0, LT
STA 190+54.0, LT



**TWO POST STREET NAME SIGN INSTALLATION
FOR STREET NAME > 42"**

NOTE:

1. SEE VAOT STANDARD E-164 FOR SQUARE STEEL SIGN
POST DETAILS & POST SPACING REQUIREMENTS.

NOT TO SCALE

**TRAFFIC
SIGN
DETAILS
SHEET**

PROJECT NAME: CASTLETON

PROJECT NUMBER: STP 2908(1)

FILE NAME: p10c210.dgn

PROJECT LEADER: D.E.G.

DESIGNED BY: M.J.M.

IPARM FILE: p10c210+sd.1

PLOT DATE: 04-JUN-2013 09:1

DRAWN BY: W.G.P.

CHECKED BY: D.E.G.

SHEET 116 OF 152