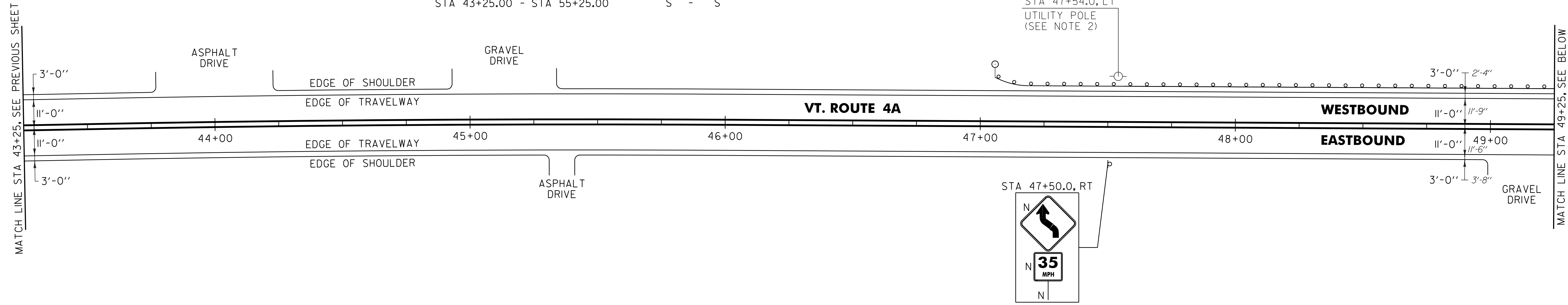


646.402 DURABLE 4 INCH WHITE LINE, THERMOPLASTIC OR  
 646.403 DURABLE 4 INCH WHITE LINE, EPOXY PAINT OR  
 646.404 DURABLE 4 INCH WHITE LINE, POLYUREA  
 (ALL LINES WILL INCLUDE EDGE LINE BREAKS AND RADIUS FOR TOWN HIGHWAYS)  
 IRA:  
 STA 43+25.00 - STA 55+25.00 EDGE LINE LT & RT

646.412 DURABLE 4 INCH YELLOW LINE, THERMOPLASTIC OR  
 646.413 DURABLE 4 INCH YELLOW LINE, EPOXY PAINT OR  
 646.414 DURABLE 4 INCH YELLOW LINE, POLYUREA  
 (ALL LINES WILL INCLUDE C/L BREAKS FOR TOWN HIGHWAYS) S=SOLID, D=DASHED  
 IRA:  
 STA 43+25.00 - STA 55+25.00 LT C RT  
 S - S

646.602 TEMPORARY 4 INCH WHITE LINE, PAINT  
 (ALL LINES WILL INCLUDE EDGE LINE BREAKS AND RADIUS FOR TOWN HIGHWAYS)  
 IRA:  
 STA 43+25.00 - STA 55+25.00 EDGE LINE LT & RT

646.612 TEMPORARY 4 INCH YELLOW LINE, PAINT  
 (ALL LINES WILL INCLUDE C/L BREAKS FOR TOWN HIGHWAYS) S=SOLID, D=DASHED  
 IRA:  
 STA 43+25.00 - STA 55+25.00 LT C RT  
 S - S



62L20 STEEL BEAM GUARDRAIL, GALVANIZED  
 IRA:  
 STA 49+68.3 - STA 50+20.3 RT (52.0 LF)  
 STA 51+07.8 - STA 51+47.3 RT (39.5 LF)

62L205 STEEL BEAM GUARDRAIL, GALVANIZED W/8 FEET POSTS  
 IRA:  
 STA 47+05.8 - STA 50+20.3 LT (334.5 LF)  
 STA 51+07.8 - STA 55+25.0 LT (417.2 LF)


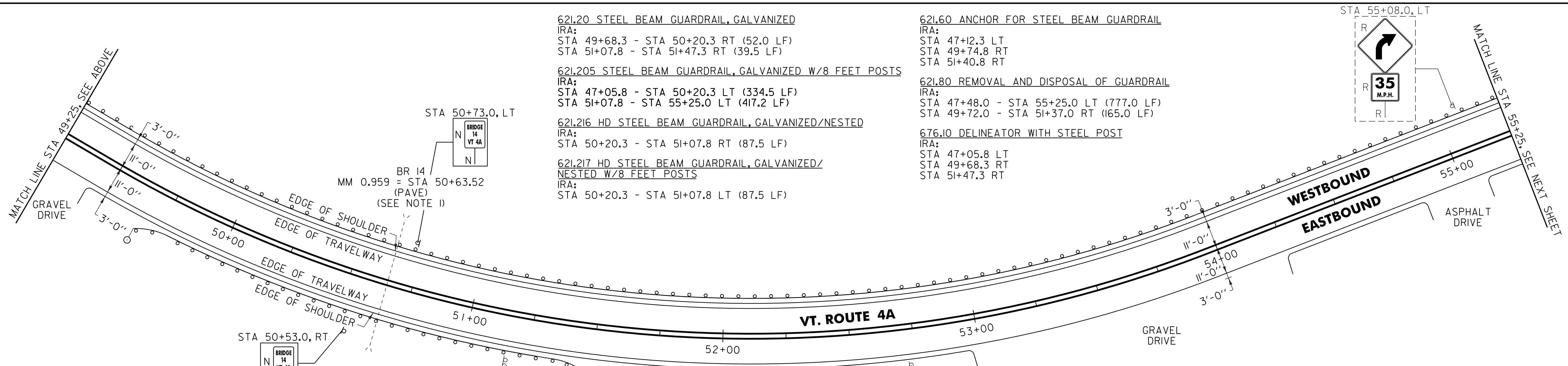
62L216 HD STEEL BEAM GUARDRAIL, GALVANIZED/NESTED  
 IRA:  
 STA 50+20.3 - STA 51+07.8 RT (87.5 LF)

62L217 HD STEEL BEAM GUARDRAIL, GALVANIZED/NESTED W/8 FEET POSTS  
 IRA:  
 STA 50+20.3 - STA 51+07.8 LT (87.5 LF)

62L60 ANCHOR FOR STEEL BEAM GUARDRAIL  
 IRA:  
 STA 47+2.3 LT  
 STA 49+74.8 RT  
 STA 51+40.8 RT

62L80 REMOVAL AND DISPOSAL OF GUARDRAIL  
 IRA:  
 STA 47+48.0 - STA 55+25.0 LT (777.0 LF)  
 STA 49+72.0 - STA 51+37.0 RT (165.0 LF)

676.10 DELINEATOR WITH STEEL POST  
 IRA:  
 STA 47+05.8 LT  
 STA 49+68.3 RT  
 STA 51+47.3 RT



**SIGN LEGEND**  
 R = REMOVE  
 S = SALVAGE  
 N = NEW  
 RET = RETAIN  
 B-B = BACK TO BACK  
 EXISTING = \_\_\_\_\_  
 NEW = \_\_\_\_\_

**NOTES:**  
 1. SEE SHEET 9 FOR DOUBLE-NESTED GUARDRAIL SYSTEM.  
 2. SEE SHEET 10 FOR REDUCED STEEL BEAM GUARDRAIL POST SPACING AT UTILITY POLE DETAIL.

**PROJECT LAYOUT SHEET #20**

**NOT TO SCALE**

PROJECT NAME: CASTLETON - WEST RUTLAND	FILE NAME: p07cl68.dgn	PLOT DATE: 04-JUN-2013 09:14
PROJECT NUMBER: STP 2705(1)	PROJECT LEADER: D.E.G.	DRAWN BY: W.G.P.
	DESIGNED BY: M.J.M.	CHECKED BY: D.E.G.
	IPARM FILE: p07cl68i20.i	SHEET 41 OF 152