

SIGN DETAILS 1


VD1-1A



1.50" Radius, 0.38" Border, White on Green;
Standard Arrow Custom 9.00" X 6.13" 180°; [Sudbury] B; [2] B;



1.50" Radius, 0.38" Border, White on Green;
Standard Arrow Custom 9.00" X 6.13" 180°; [Castleton Cors.] B 80% spacing; [16] B;

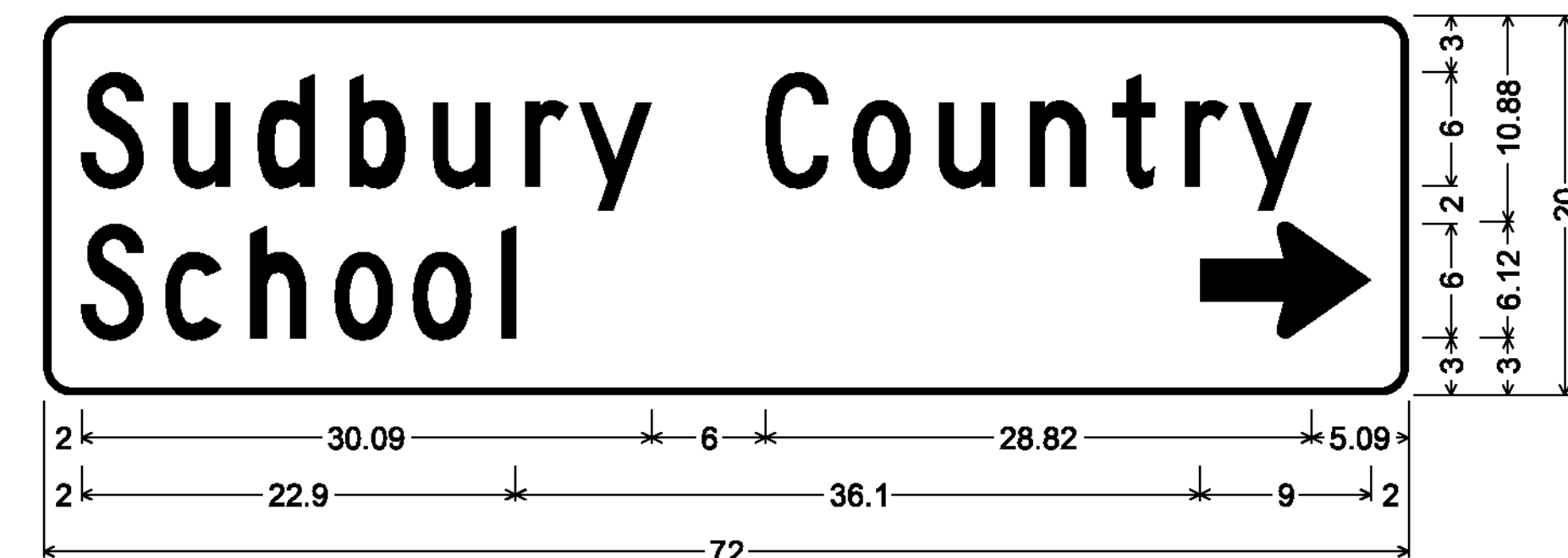


1.50" Radius, 0.38" Border, White on Green;
[Whiting] B; [3] B; Standard Arrow Custom 9.00" X 6.13" 0°;

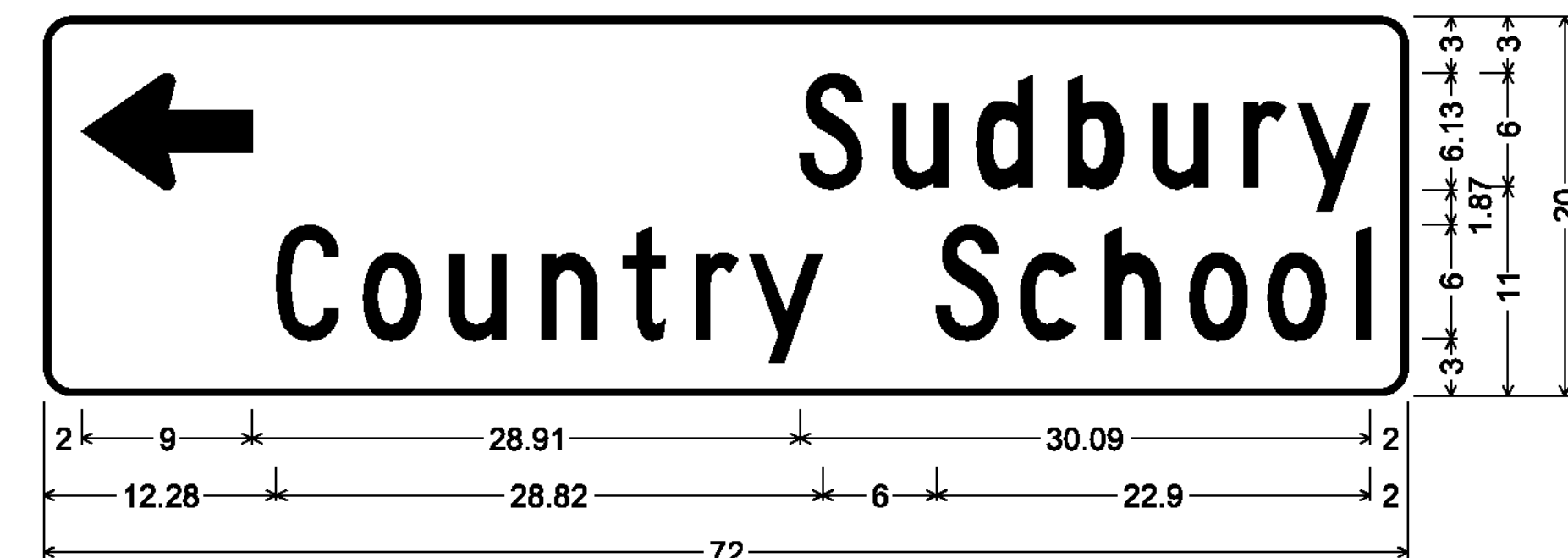


1.50" Radius, 0.38" Border, White on Green;
[Middlebury] B; [14] B; Standard Arrow Custom 9.00" X 6.13" 0°;

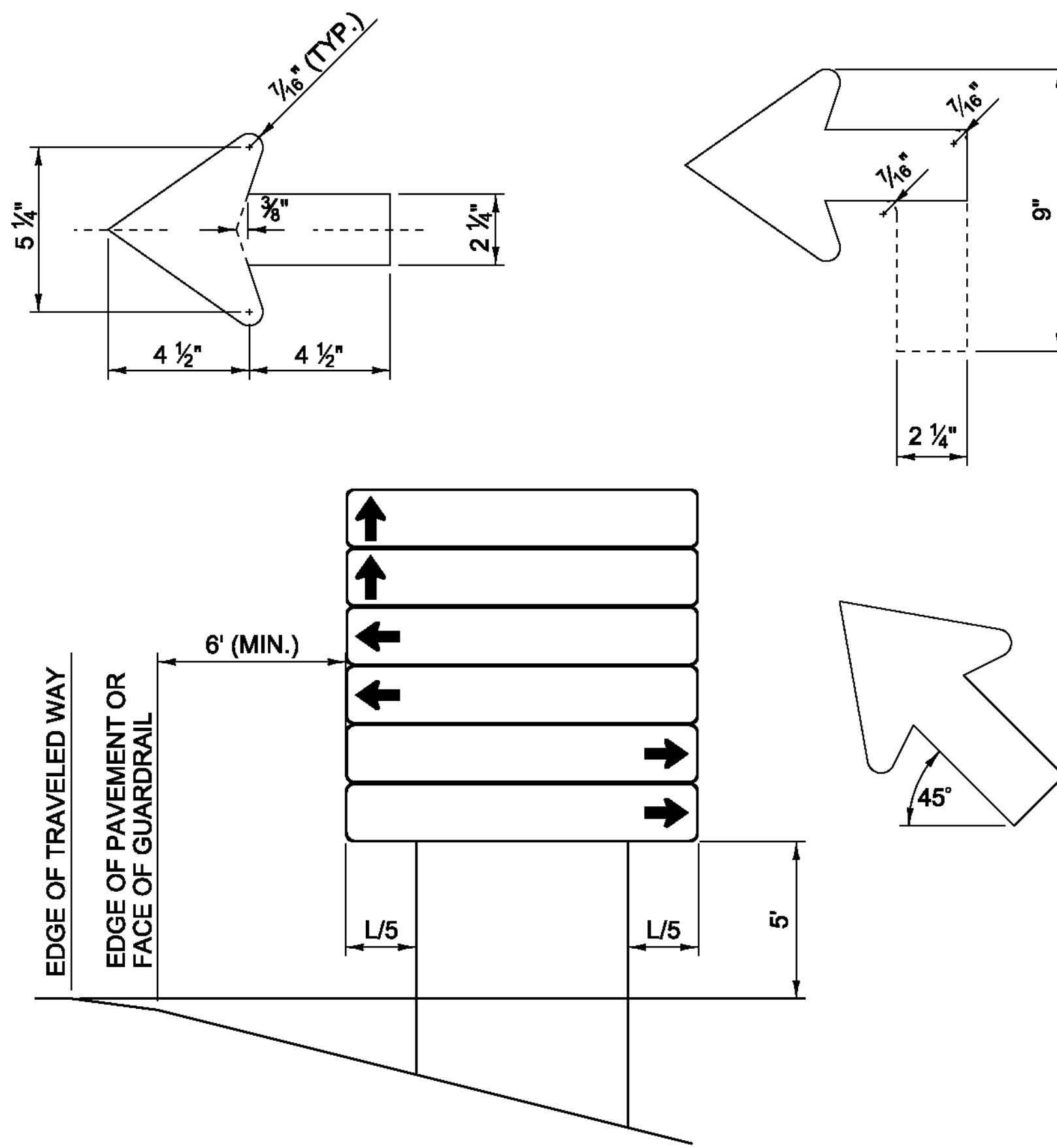
VD1-2



1.50" Radius, 0.38" Border, White on Green;
[Sudbury Country] C; [School] C; Standard Arrow Custom 9.00" X 6.13" 0°;



1.50" Radius, 0.38" Border, White on Green;
Standard Arrow Custom 9.00" X 6.13" 180°; [Sudbury] C; [Country School] C;



D-BOARD INSTALLATION DETAIL

D-BOARD NOTES:

1. SIGN SUBSTRATE MATERIAL SHALL BE ALUMINUM SHEETING 0.125 INCHES MINIMUM THICKNESS.
2. ALL SIGNS SHALL BE 72 INCH BY 12 INCH WITH CORNERS ROUNDED TO A 1 1/2 INCH RADIUS, UNLESS OTHERWISE NOTED.
3. SIGNS SHALL HAVE A 3/8 INCH WIDE BORDER ROUNDED TO A 1 1/2 INCH RADIUS.
4. SIGNS SHALL BE WHITE RETROREFLECTIVE LEGEND ON A GREEN RETROREFLECTIVE BACKGROUND, BOTH SHALL HAVE RETROREFLECTIVE SHEETING EQUAL TO OR EXCEEDING "AMERICAN ASSOCIATION OF STATE HIGHWAY AND TRANSPORTATION OFFICIALS'" (AASHTO) M 268 ["AMERICAN SOCIETY FOR TESTING AND MATERIALS'" (ASTM) D 4956] TYPE III.
5. LEGEND SHALL BE CENTERED VERTICALLY
6. LEGEND SHALL BE LOWER CASE WITH THE FIRST LETTERS CAPITALIZED.
7. TEXT SIZE AND SERIES SHALL BE SIZED IN THIS ORDER UNTIL THE LEGEND FITS (EACH CAN BE REDUCED TO 80% SPACING): 6C; 6B; 5C; 5B; 4C; 4B.
8. SEQUENCE OF ARROWS TO BE AS SHOWN, TOP TO BOTTOM.
9. SIGNS SHALL BE LIMITED TO TWO PER DIRECTION PER INSTALLATION WITH A MAXIMUM OF SIX SIGNS.
10. ALL DIMENSIONS IN INCHES, UNLESS OTHERWISE NOTED.

| | |
|-----------------|----------------------|
| PROJECT NAME: | SUDBURY-BRANDON |
| PROJECT NUMBER: | STP 0158(3) |
| FILE NAME: | d10c204_s1gn_d11.dgn |
| PROJECT LEADER: | K. UPMAL |
| DESIGNED BY: | B. MCADAMS |
| SIGN DETAILS I | |
| PLOT DATE: | 13-FEB-2013 |
| DRAWN BY: | B. MCADAMS |
| CHECKED BY: | B. KIPP |
| SHEET | 92 OF 137 |