

621.20 STEEL BEAM GUARDRAIL, GALVANIZED
STA 65+00 TO 65+85 RT

621.60 ANCHOR FOR STEEL BEAM RAIL
STA 65+85 RT

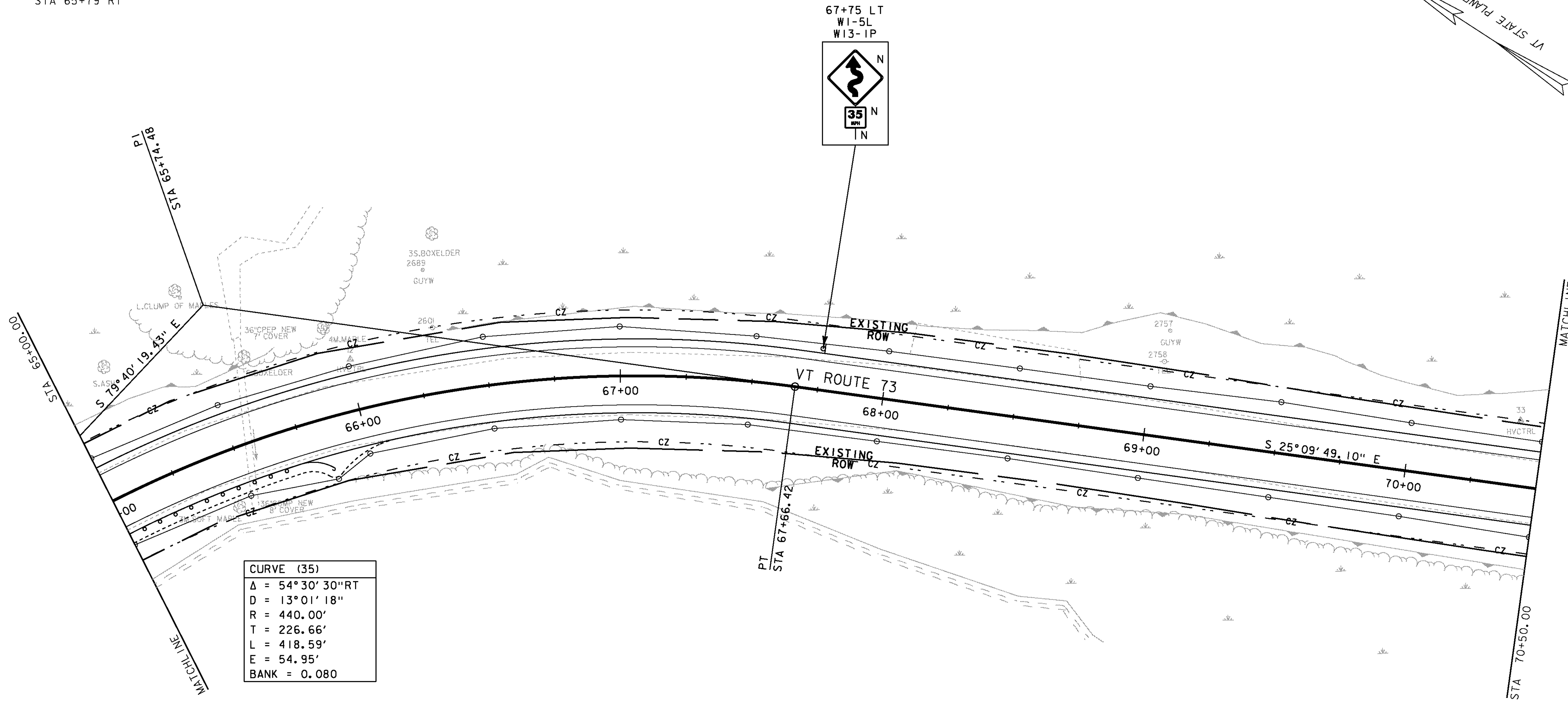
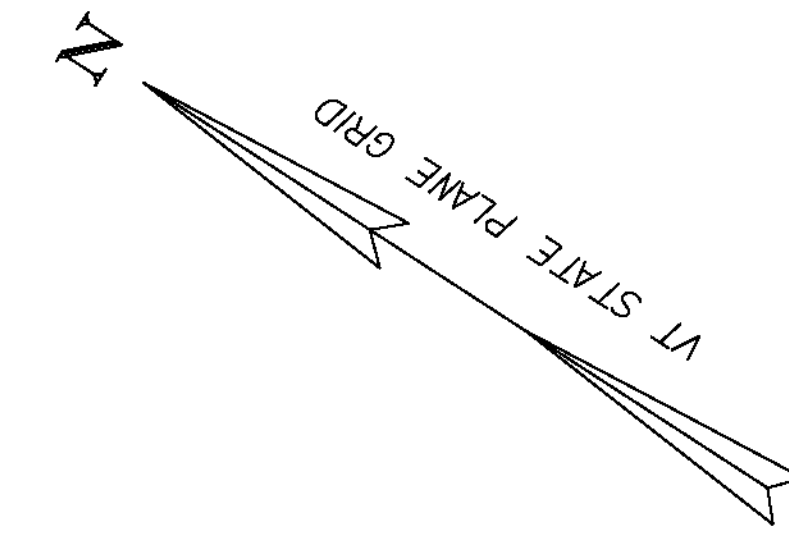
676.10 DELINEATOR WITH STEEL POST
STA 65+79 RT

DURABLE 4 INCH WHITE LINE (SEE OPTION AA)
DURABLE 4 INCH YELLOW LINE (SEE OPTION BB)
STA 65+00 TO 70+50 RT & LT

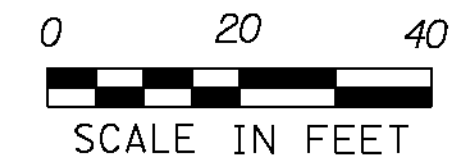
646.602 TEMPORARY 4 INCH WHITE LINE, PAINT
646.612 TEMPORARY 4 INCH YELLOW LINE, PAINT
STA 65+00 TO 70+50 RT & LT

675.20 TRAFFIC SIGN, TYPE A
STA 67+75 LT (2)

675.341 SQUARE TUBE SIGN POST AND ANCHOR
STA 67+75 LT



CURVE (35)	
Δ	= 54° 30' 30" RT
D	= 13° 01' 18"
R	= 440.00'
T	= 226.66'
L	= 418.59'
E	= 54.95'
BANK	= 0.080



SIGN LEGEND	
R	= REMOVE
S	= SALVAGE
N	= NEW
RET	= RETAIN
T&T	= THINNING & TRIMMING
B-B	= BACK TO BACK
EXISTING	-----
NEW	_____

PROJECT NAME:	SUDBURY - BRANDON	FILE NAME:	d10c204.bdr.dgn	PLOT DATE:	13-FEB-2013
PROJECT NUMBER:	STP 0158(3)	PROJECT LEADER:	K. UPMAL	DRAWN BY:	B. MCADAMS
		DESIGNED BY:	B. MCADAMS	CHECKED BY:	A. KEMPTON
		LAYOUT	40	SHEET	73 OF 137