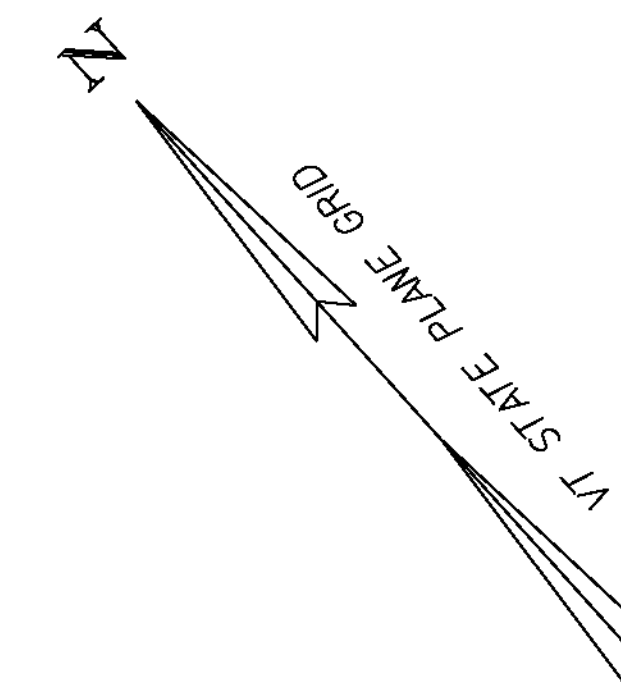


DURABLE 4 INCH WHITE LINE (SEE OPTION AA)
 DURABLE 4 INCH YELLOW LINE (SEE OPTION BB)
 STA 15+50 TO 21+00 RT & LT


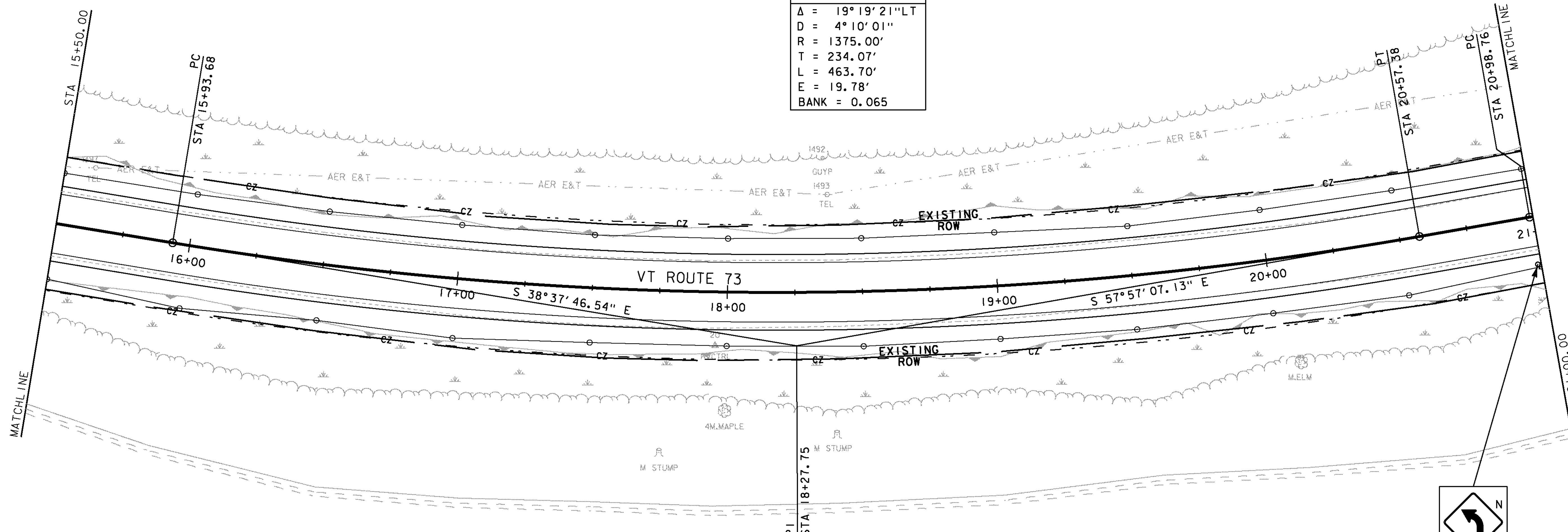
646.602 TEMPORARY 4 INCH WHITE LINE, PAINT
 646.610 TEMPORARY 4 INCH YELLOW LINE
 STA 15+50 TO 21+00 RT & LT

675.20 TRAFFIC SIGN, TYPE A
 STA 20+96 RT (2)

675.341 SQUARE TUBE SIGN POST AND ANCHOR
 STA 20+96 RT



CURVE (26)	
Δ	= 19° 19' 21" LT
D	= 4° 10' 01"
R	= 1375.00'
T	= 234.07'
L	= 463.70'
E	= 19.78'
BANK	= 0.065



20+96 RT
 W1-2L
 W13-1P



SIGN LEGEND	
R	= REMOVE
S	= SALVAGE
N	= NEW
RET	= RETAIN
T&T	= THINNING & TRIMMING
B-B	= BACK TO BACK
EXISTING	-----
NEW	-----

PROJECT NAME:	SUDBURY - BRANDON	FILE NAME:	d10c204_bdr.dgn	PLOT DATE:	13-FEB-2013
PROJECT NUMBER:	STP 0158(3)	PROJECT LEADER:	K. UPMAL	DRAWN BY:	B. MCADAMS
		DESIGNED BY:	B. MCADAMS	CHECKED BY:	A. KEMPTON
		LAYOUT 31			SHEET 55 OF 137