

621.20 STEEL BEAM GUARDRAIL, GALVANIZED  
STA 2+95 TO 4+50 RT

621.60 ANCHOR FOR STEEL BEAM RAIL  
STA 2+95 RT

621.80 REMOVAL AND DISPOSAL OF GUARDRAIL  
STA 2+95 TO 4+50 RT

676.10 DELINEATOR WITH STEEL POST  
STA 2+95 RT

DURABLE 4 INCH WHITE LINE (SEE OPTION AA)  
DURABLE 4 INCH YELLOW LINE (SEE OPTION BB)  
STA 167+50 SUDBURY TO 4+50 BRANDON RT & LT

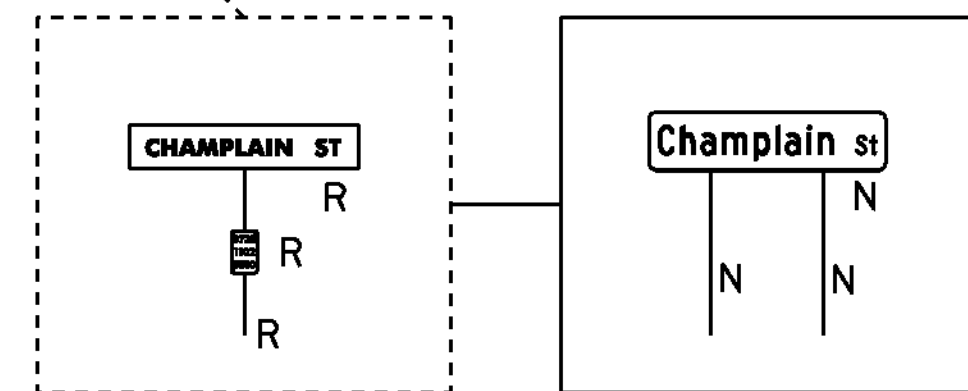
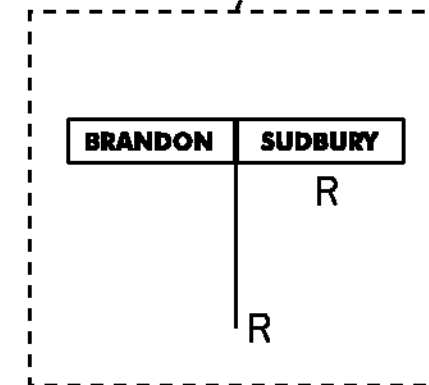
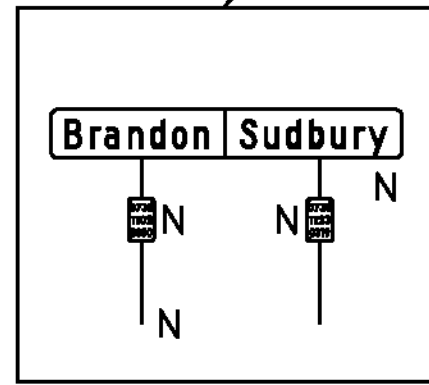
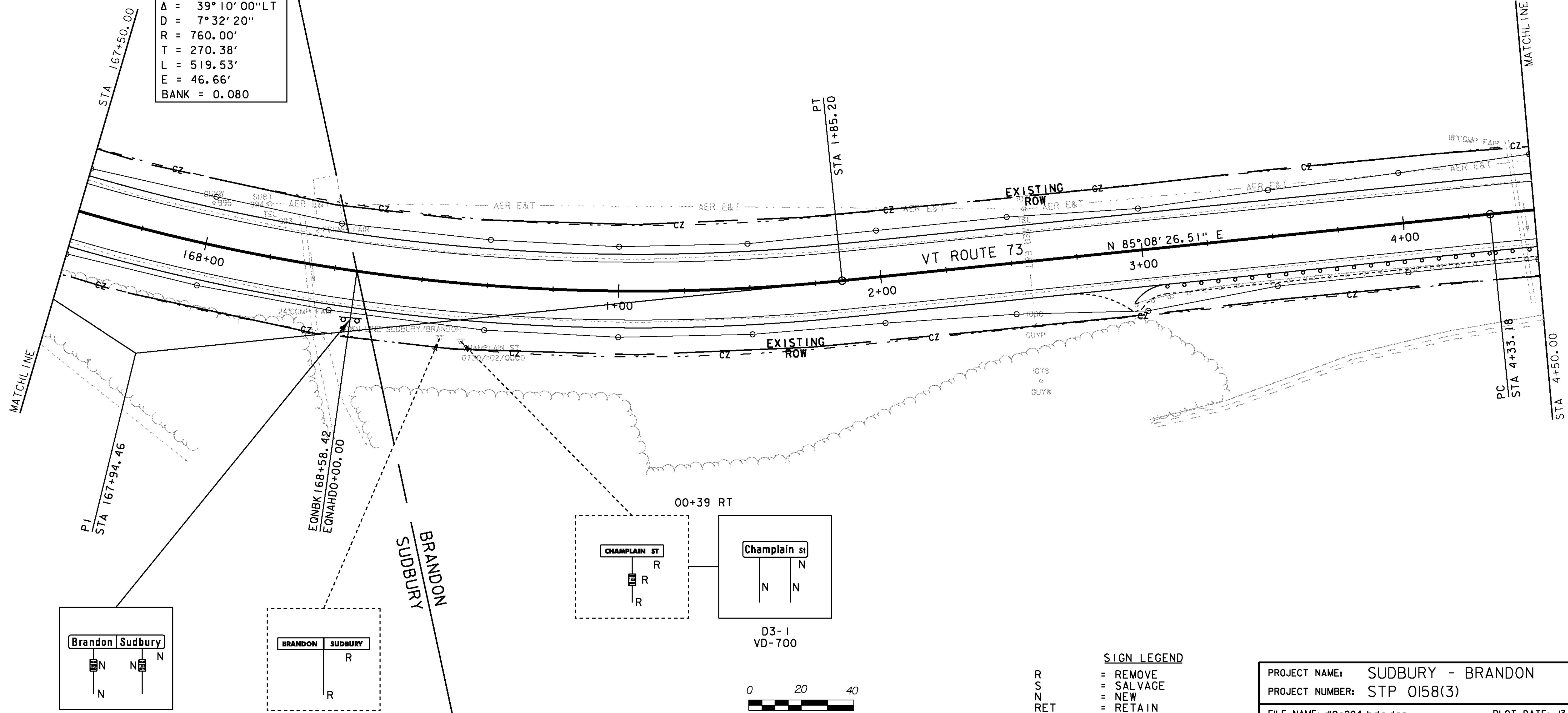
646.602 TEMPORARY 4 INCH WHITE LINE, PAINT  
646.612 TEMPORARY 4 INCH YELLOW LINE, PAINT  
STA 167+50 SUDBURY TO 4+50 BRANDON RT & LT

675.20 TRAFFIC SIGN, TYPE A  
STA 00+00 RT (3)  
STA 00+39 RT

675.341 SQUARE TUBE SIGN POST AND ANCHOR  
STA 00+00 RT (2)  
STA 00+39 RT (2)

675.50 REMOVING SIGNS  
STA 00+31 RT  
STA 00+39 RT (2)

**CURVE (23)**  
 $\Delta = 39^\circ 10' 00''$  LT  
 $D = 7^\circ 32' 20''$   
 $R = 760.00'$   
 $T = 270.38'$   
 $L = 519.53'$   
 $E = 46.66'$   
 $BANK = 0.080$



D3-1  
VD-700



**SIGN LEGEND**

R = REMOVE  
 S = SALVAGE  
 N = NEW  
 RET = RETAIN  
 T&T = THINNING & TRIMMING  
 B-B = BACK TO BACK  
 EXISTING = DASHED LINE  
 NEW = SOLID LINE

PROJECT NAME: SUDBURY - BRANDON  
 PROJECT NUMBER: STP 0158(3)

FILE NAME: dl0c204\_bdr.dgn  
 PROJECT LEADER: K. UPMAL  
 DESIGNED BY: B. MCADAMS  
 LAYOUT 28

PLOT DATE: 13-FEB-2013  
 DRAWN BY: B. MCADAMS  
 CHECKED BY: A. KEMPTON  
 SHEET 49 OF 137

0+00 RT  
VD-024  
VD-700 (2)

00+31 RT

00+39 RT