

DURABLE 4 INCH WHITE LINE (SEE OPTION AA)
 STA 156+50 TO 162+00 RT & LT

DURABLE 4 INCH YELLOW LINE (SEE OPTION BB)
 STA 156+50 TO 157+75 RT (DASHED, CENTERLINE)
 STA 156+50 TO 157+75 LT (CENTERLINE)
 STA 157+75 TO 162+00 RT (CENTERLINE)
 STA 157+75 TO 162+00 LT (DASHED, CENTERLINE)

TEMPORARY 4 INCH WHITE LINE, PAINT
 STA 156+50 TO 162+00 RT & LT

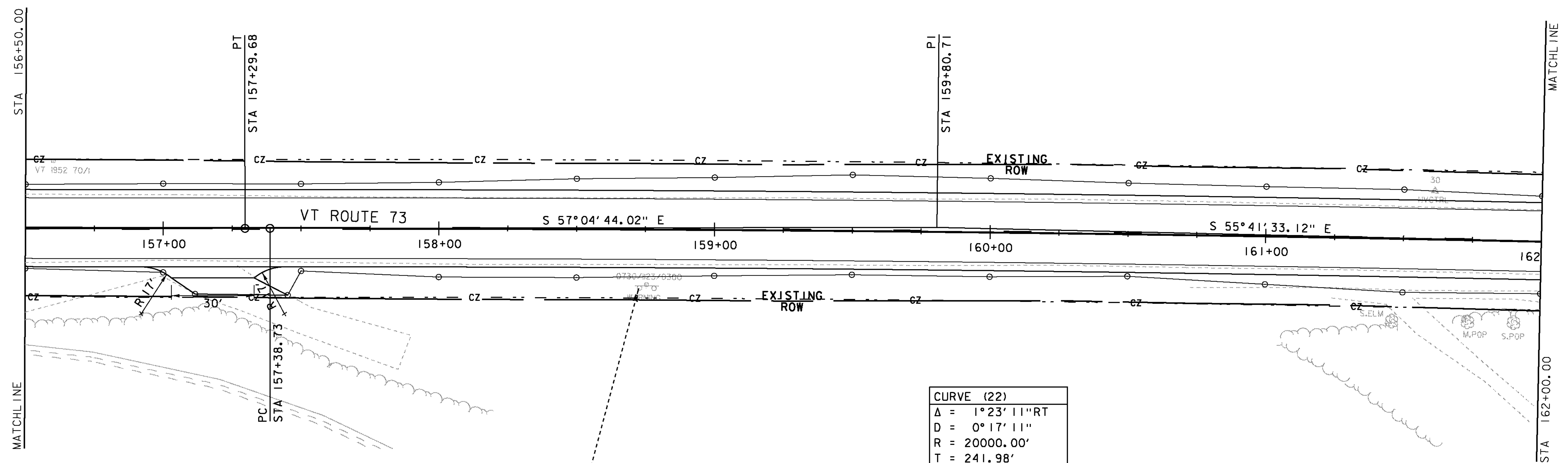
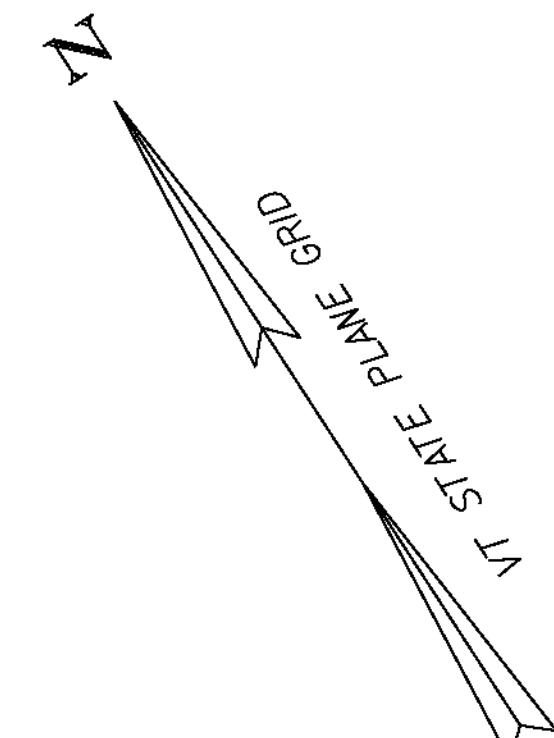
TEMPORARY 4 INCH YELLOW LINE, PAINT
 STA 156+50 TO 157+75 RT (DASHED)
 STA 156+50 TO 157+75 LT
 STA 157+75 TO 162+00 RT
 STA 157+75 TO 162+00 LT (DASHED)

675.20 TRAFFIC SIGN, TYPE A
 STA 158+72 RT

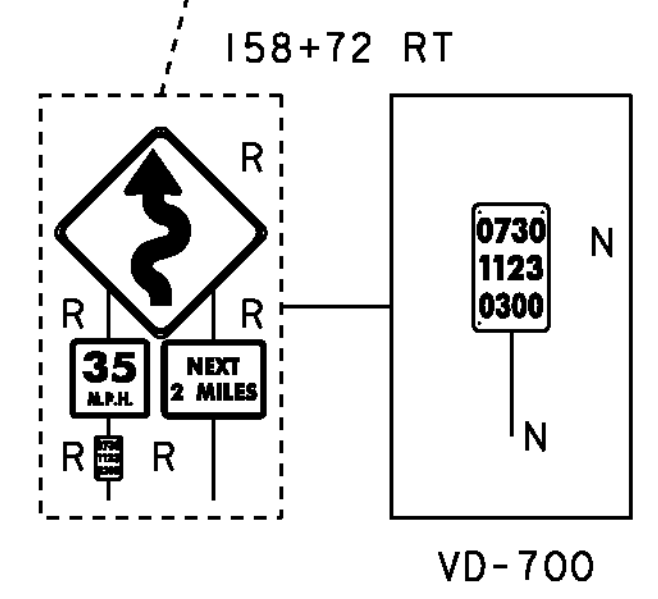
675.341 SQUARE TUBE SIGN POST AND ANCHOR
 STA 158+72 RT

675.50 REMOVING SIGNS
 STA 158+72 RT (4)

900.675 SPECIAL PROVISION
 (HAND-PLACED BITUMINOUS CONCRETE MATERIAL, DRIVES)
 STA 157+18 RT



| CURVE (22) | |
|------------|---------------|
| Δ | = 1°23'11" RT |
| D | = 0°17'11" |
| R | = 20000.00' |
| T | = 241.98' |
| L | = 483.93' |
| E | = 1.46' |
| BANK | = NC |



| SIGN LEGEND | |
|-------------|-----------------------|
| R | = REMOVE |
| S | = SALVAGE |
| N | = NEW |
| RET | = RETAIN |
| T&T | = THINNING & TRIMMING |
| B-B | = BACK TO BACK |
| EXISTING | ----- |
| NEW | _____ |

| | | | | | |
|-----------------|-------------------|-----------------|-----------------|-------------|-------------|
| PROJECT NAME: | SUDBURY - BRANDON | FILE NAME: | d10c204.bdr.dgn | PLOT DATE: | 13-FEB-2013 |
| PROJECT NUMBER: | STP 0158(3) | PROJECT LEADER: | K. UPMAL | DRAWN BY: | B. MCADAMS |
| | | DESIGNED BY: | B. MCADAMS | CHECKED BY: | A. KEMPTON |
| | | LAYOUT | 26 | SHEET | 45 OF 137 |