

DURABLE 4 INCH WHITE LINE (SEE OPTION AA)  
 STA 134+50 TO 140+00 LT  
 STA 134+50 TO 134+89 RT  
 STA 135+98 TO 140+00 RT

DURABLE 4 INCH YELLOW LINE (SEE OPTION BB)  
 STA 134+50 TO 135+58 RT & LT (CENTERLINE)  
 STA 135+85 RT (CENTERLINE TH #5)  
 STA 135+98 TO 140+00 RT (CENTERLINE)  
 STA 135+98 TO 138+50 LT (CENTERLINE)  
 STA 138+50 TO 140+00 LT (DASHED, CENTERLINE)

646.602 TEMPORARY 4 INCH WHITE LINE, PAINT  
 STA 134+50 TO 140+00 RT & LT

646.612 TEMPORARY 4 INCH YELLOW LINE, PAINT  
 STA 134+50 TO 135+58 RT & LT  
 STA 135+98 TO 140+00 RT  
 STA 135+98 TO 138+50 LT  
 STA 138+50 TO 140+00 LT (DASHED)

DURABLE 24 INCH STOP BAR (SEE OPTION CC)  
 STA 135+85 TO 136+12 RT (TH #5)

DURABLE LETTER OR SYMBOL (SEE OPTION DD)  
 STA 135+97 RT "STOP" (TH #5)

675.20 TRAFFIC SIGN, TYPE A  
 STA 135+50 RT  
 STA 136+36 RT (2)  
 STA 136+42 RT  
 STA 137+80 LT (3)

675.341 SQUARE TUBE SIGN POST AND ANCHOR  
 STA 135+50 RT  
 STA 136+36 RT  
 STA 136+42 RT (2)  
 STA 137+80 LT (2)

675.50 REMOVING SIGNS  
 STA 135+10 RT  
 STA 136+54 RT (3)  
 STA 137+80 LT (3)  
 STA 137+84 RT


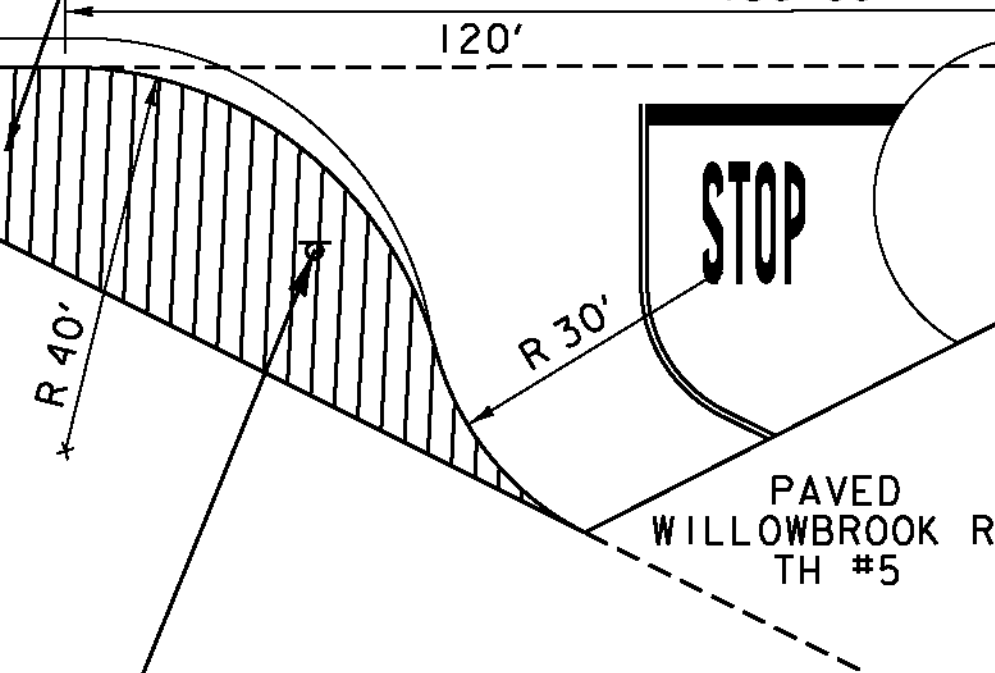
SIDE ROAD  
 STA 135+78 RT (TH #5)

STA 134+50.00

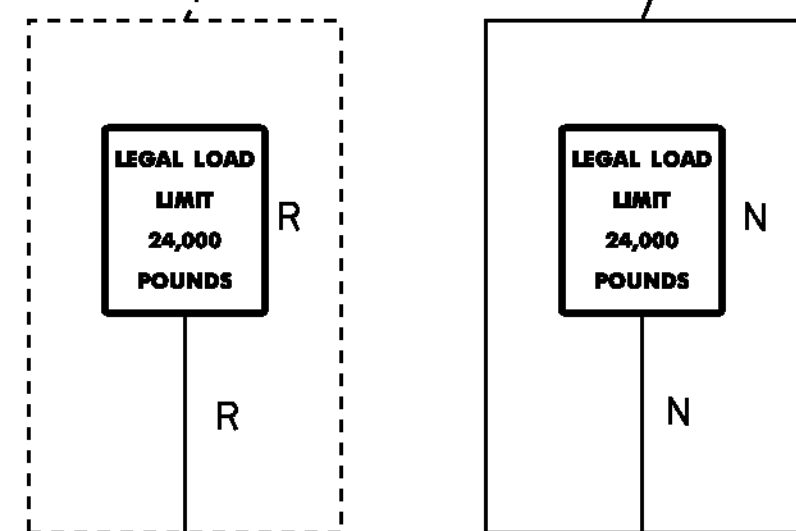
MATCHLINE

EXISTING PAVEMENT  
 TO BE REMOVED PAID  
 UNDER ITEM 608.25  
 ALL PURPOSE EXCAVATOR  
 RENTAL, TYPE I, ANY  
 NECESSARY SAW CUTTING  
 OF PAVEMENT WILL BE  
 CONSIDERED INCIDENTAL  
 TO ITEM 608.25.

135+00 136+00 137+00 138+00 139+00 140+00

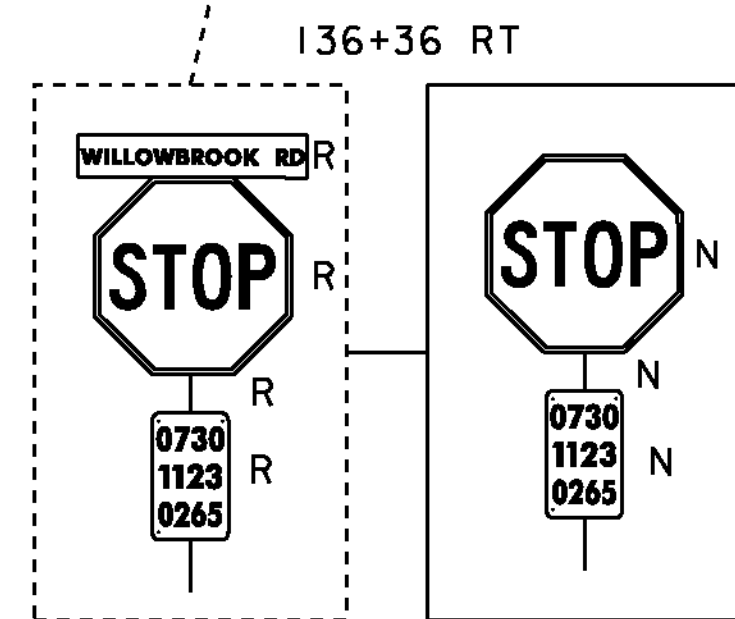


PAVED  
 WILLOWBROOK RD  
 TH #5

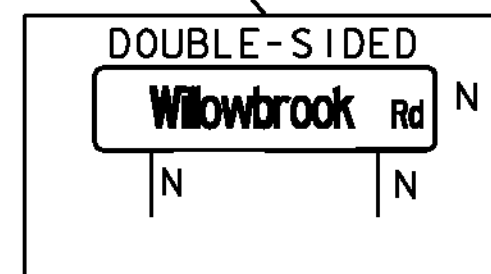


135+10 RT

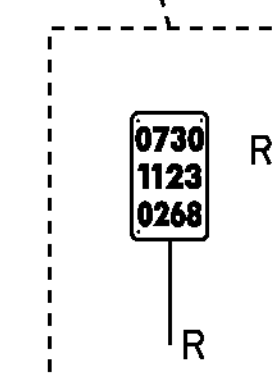
135+50 RT  
 VR-017



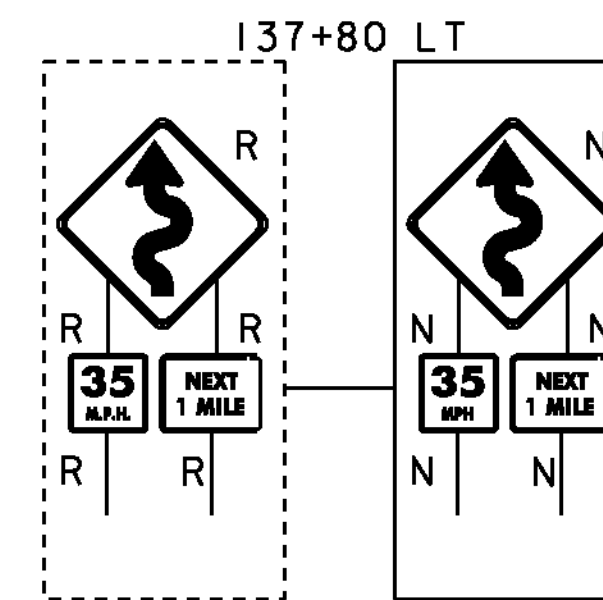
RI-1  
 VD-700



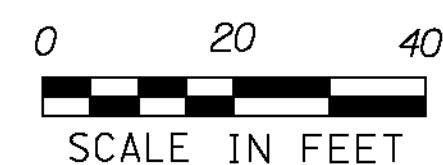
136+42 RT  
 D3-1



137+84 RT

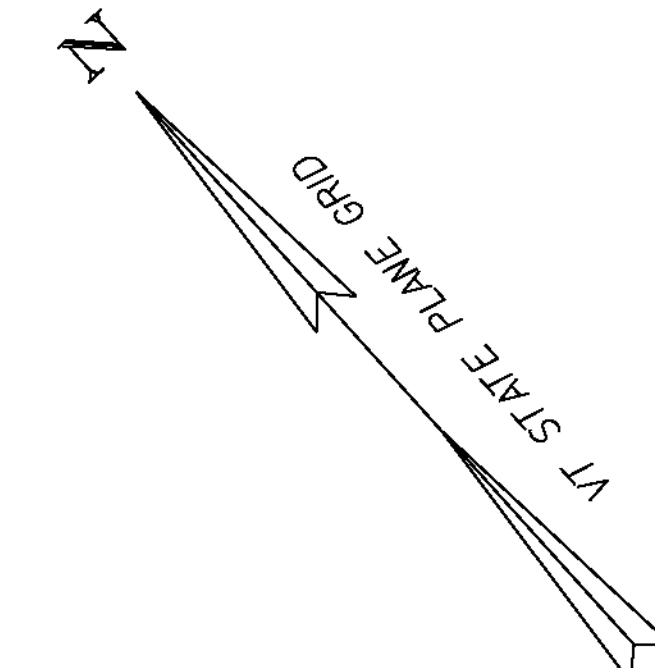


W1-5L  
 W13-1P  
 W7-3aP



SCALE IN FEET

**SIGN LEGEND**  
 R = REMOVE  
 S = SALVAGE  
 N = NEW  
 RET = RETAIN  
 T&T = THINNING & TRIMMING  
 B-B = BACK TO BACK  
 EXISTING  
 NEW



MATCHLINE

STA 140+00.00

PROJECT NAME: SUDBURY - BRANDON  
 PROJECT NUMBER: STP 0158(3)

FILE NAME: dl0c204.bdr.dgn  
 PROJECT LEADER: K. UPMAL  
 DESIGNED BY: B. MCADAMS  
 LAYOUT 22

PLOT DATE: 13-FEB-2013  
 DRAWN BY: B. MCADAMS  
 CHECKED BY: A. KEMPTON  
 SHEET 40 OF 137