

621.20 STEEL BEAM GUARDRAIL, GALVANIZED
STA 111+58 TO STA 112+50 RT

621.60 ANCHOR FOR STEEL BEAM RAIL
STA 111+64 RT

621.80 REMOVAL AND DISPOSAL OF GUARDRAIL
STA 111+58 TO STA 112+50 RT

DURABLE 4 INCH WHITE LINE (SEE OPTION AA)
DURABLE 4 INCH YELLOW LINE (SEE OPTION BB)
STA 107+00 TO 112+50 RT & LT

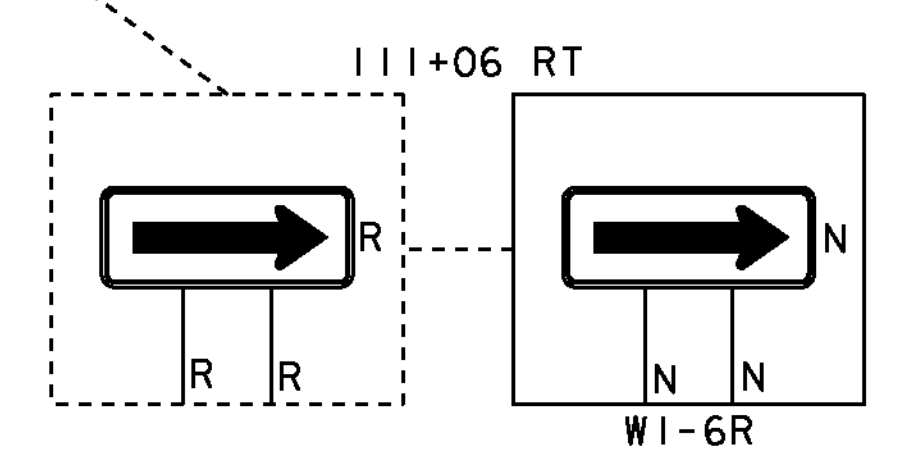
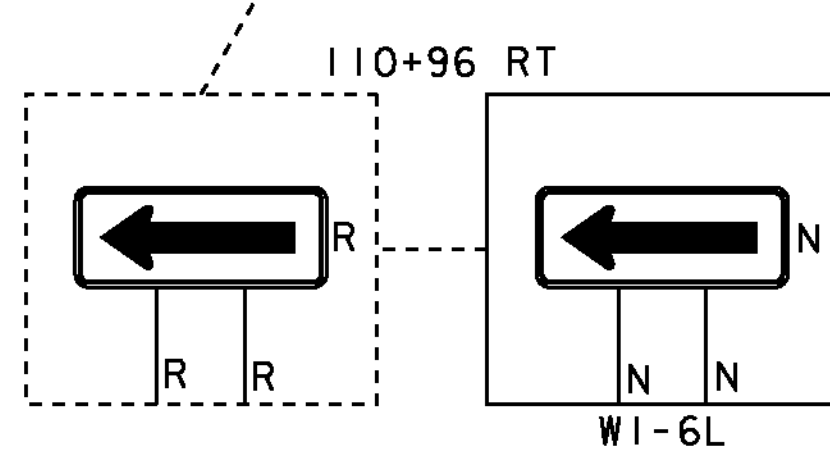
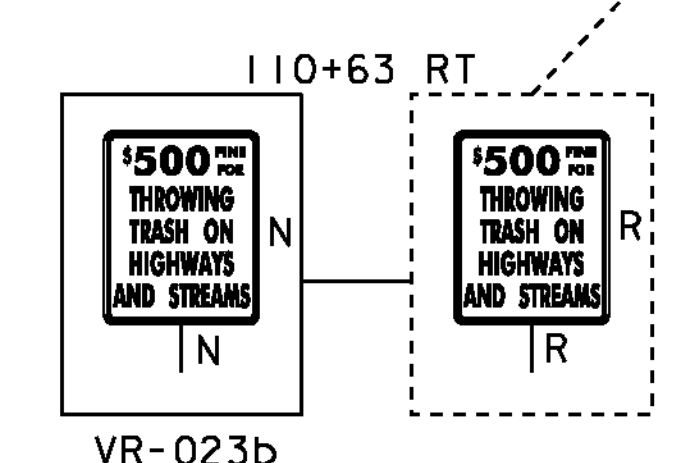
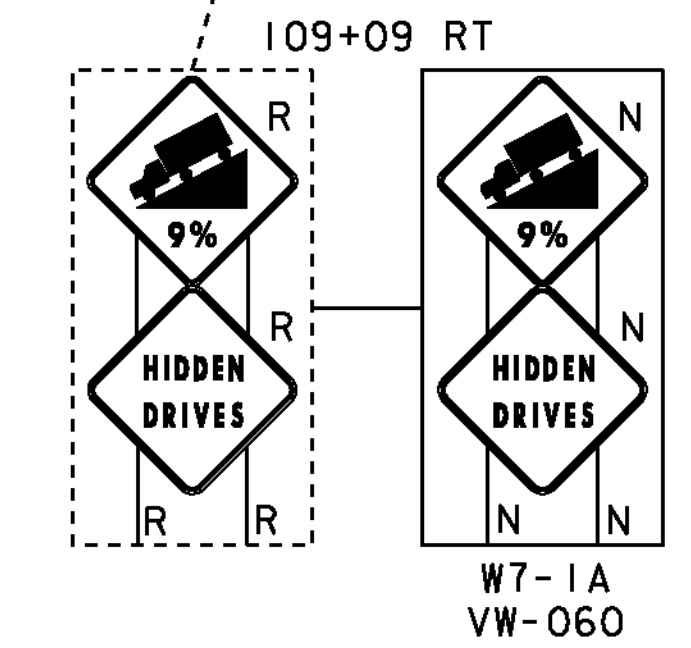
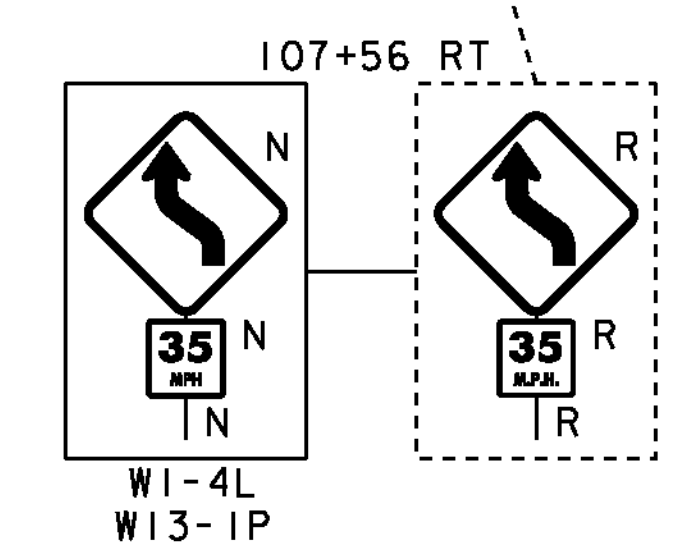
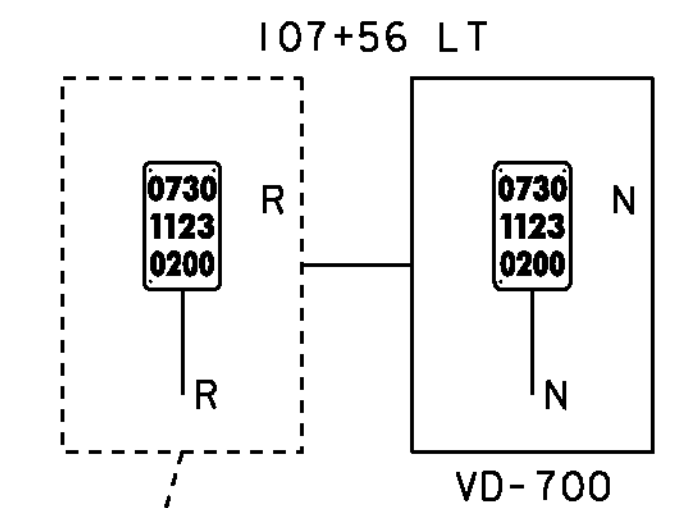
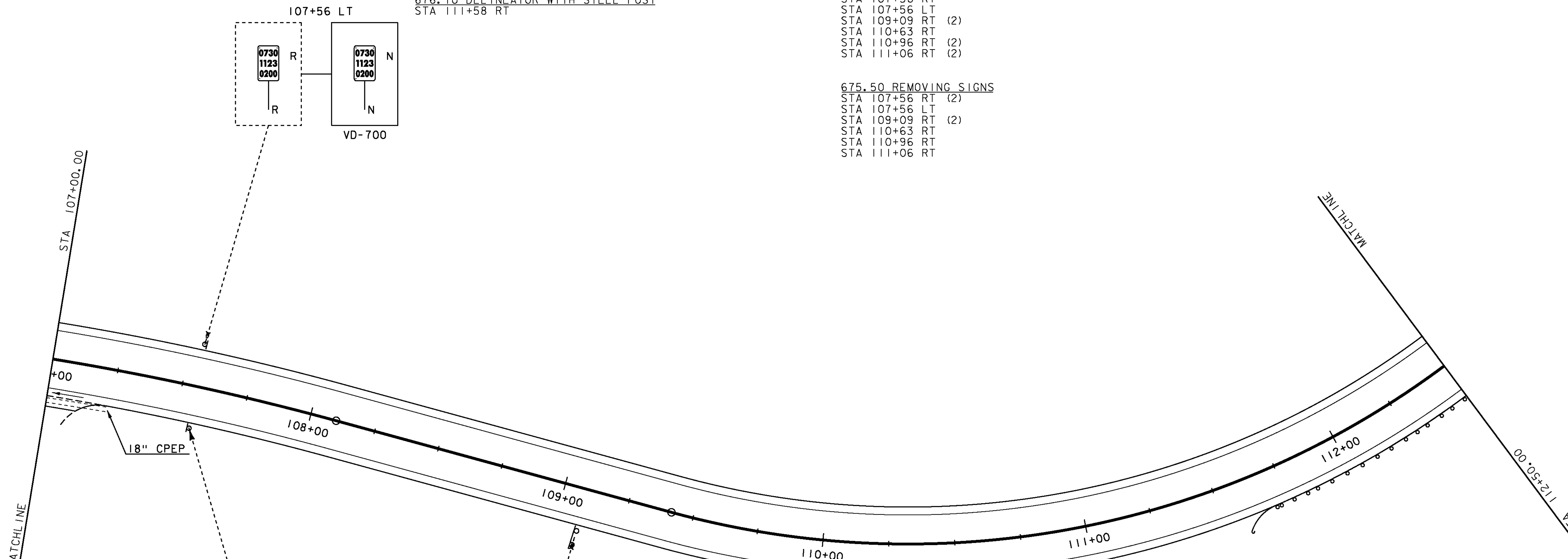
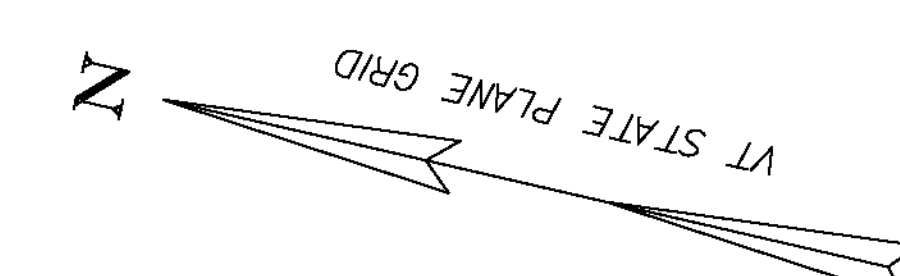
646.602 TEMPORARY 4 INCH WHITE LINE, PAINT
646.612 TEMPORARY 4 INCH YELLOW LINE, PAINT
STA 107+00 TO 112+50 RT & LT

676.10 DELINEATOR WITH STEEL POST
STA 111+58 RT

675.20 TRAFFIC SIGN, TYPE A
STA 107+56 RT (2)
STA 107+56 LT
STA 109+09 RT (2)
STA 110+63 RT
STA 110+96 RT
STA 111+06 RT

675.341 SQUARE TUBE SIGN POST AND ANCHOR
STA 107+56 RT
STA 107+56 LT
STA 109+09 RT (2)
STA 110+63 RT
STA 110+96 RT (2)
STA 111+06 RT (2)

675.50 REMOVING SIGNS
STA 107+56 RT (2)
STA 107+56 LT
STA 109+09 RT (2)
STA 110+63 RT
STA 110+96 RT
STA 111+06 RT



SIGN LEGEND
 R = REMOVE
 S = SALVAGE
 N = NEW
 RET = RETAIN
 T&T = THINNING & TRIMMING
 B-B = BACK TO BACK
 EXISTING
 NEW

| | | | | | |
|-----------------|-------------------|--------------|------------------|------------|-----------------|
| PROJECT NAME: | SUDBURY - BRANDON | FILE NAME: | d:\0c204_bdr.dgn | PLOT DATE: | 13-FEB-2013 |
| PROJECT NUMBER: | STP 0158(3) | DESIGNED BY: | B. MCADAMS | DRAWN BY: | B. MCADAMS |
| LAYOUT 17 | | CHECKED BY: | A. KEMPTON | | SHEET 35 OF 137 |