

DURABLE 4 INCH WHITE LINE (SEE OPTION AA)
 DURABLE 4 INCH YELLOW LINE (SEE OPTION BB)
 STA 79+50 TO 85+00 RT & LT

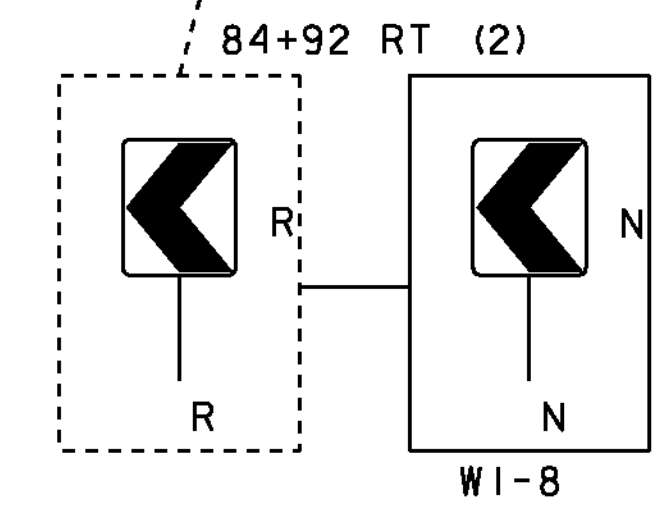


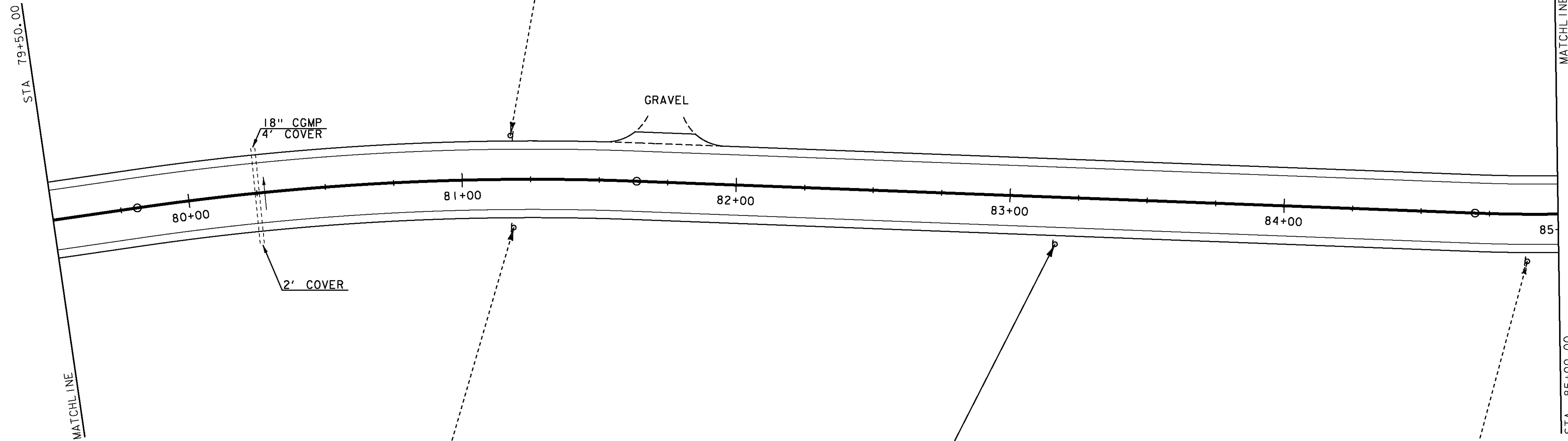
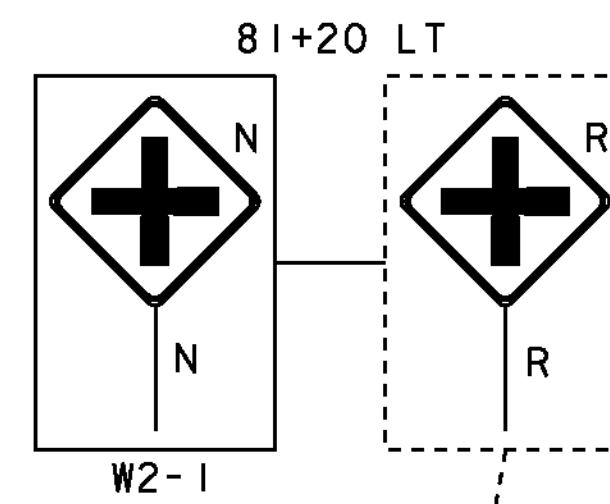
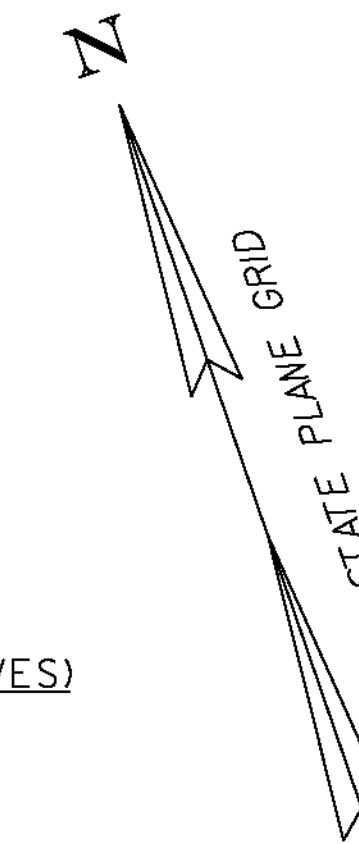
646.602 TEMPORARY 4 INCH WHITE LINE, PAINT
 646.612 TEMPORARY 4 INCH YELLOW LINE, PAINT
 STA 79+50 TO 85+00 RT & LT

675.20 TRAFFIC SIGN, TYPE A
 STA 81+20 LT
 STA 83+17 RT (2)
 STA 84+92 RT (2)

675.341 SQUARE TUBE SIGN POST AND ANCHOR
 STA 81+20 LT
 STA 83+17 RT
 STA 84+92 RT (2)

675.50 REMOVING SIGNS
 STA 81+20 LT
 STA 81+20 RT (2)
 STA 84+92 RT (2)

900.675 SPECIAL PROVISION
 (HAND-PLACED BITUMINOUS CONCRETE MATERIAL, DRIVES)
 STA 81+73 LT



SIGN LEGEND

R	= REMOVE
S	= SALVAGE
N	= NEW
RET	= RETAIN
T&T	= THINNING & TRIMMING
B-B	= BACK TO BACK
EXISTING	-----
NEW	_____

PROJECT NAME:	SUDBURY - BRANDON	FILE NAME:	d10c204_bdr.dgn	PLOT DATE:	13-FEB-2013
PROJECT NUMBER:	STP 0158(3)	PROJECT LEADER:	K. UPMAL	DRAWN BY:	B. MCADAMS
		DESIGNED BY:	B. MCADAMS	CHECKED BY:	A. KEMPTON
		LAYOUT 12			SHEET 30 OF 137