

DURABLE 4 INCH WHITE LINE (SEE OPTION AA)
 DURABLE 4 INCH YELLOW LINE (SEE OPTION BB)
 STA 52+00 TO 57+50 RT & LT

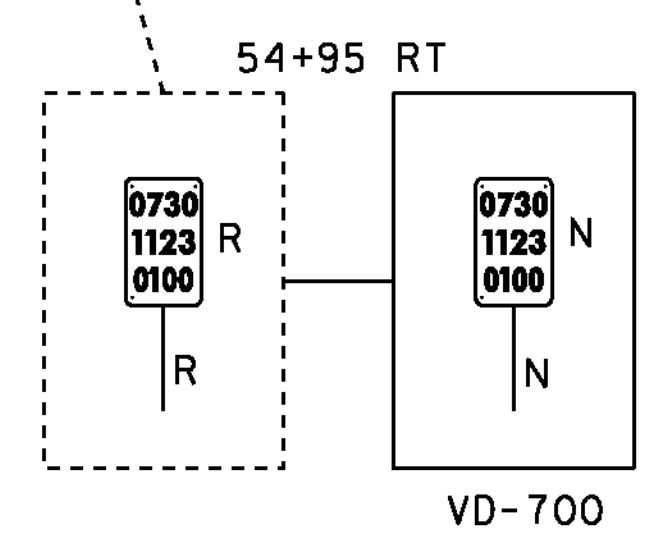
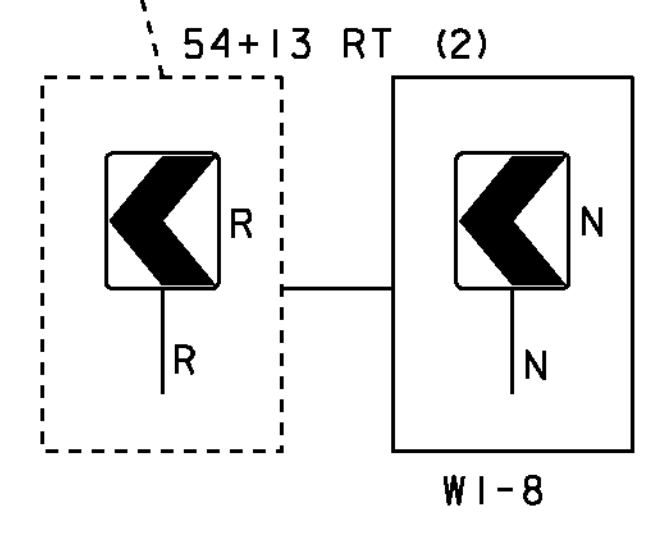
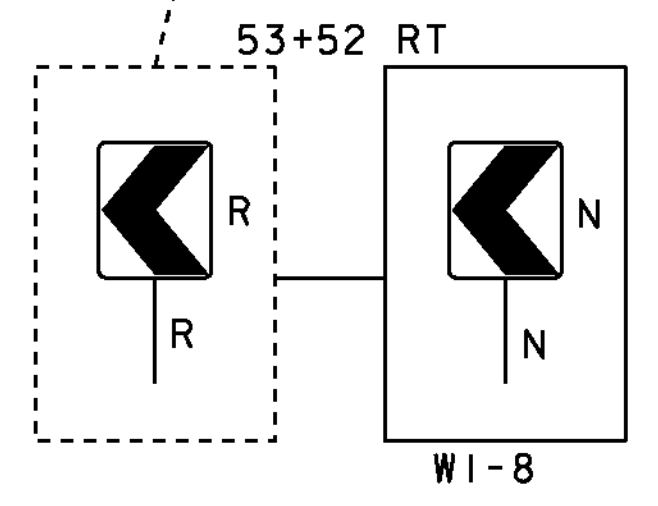
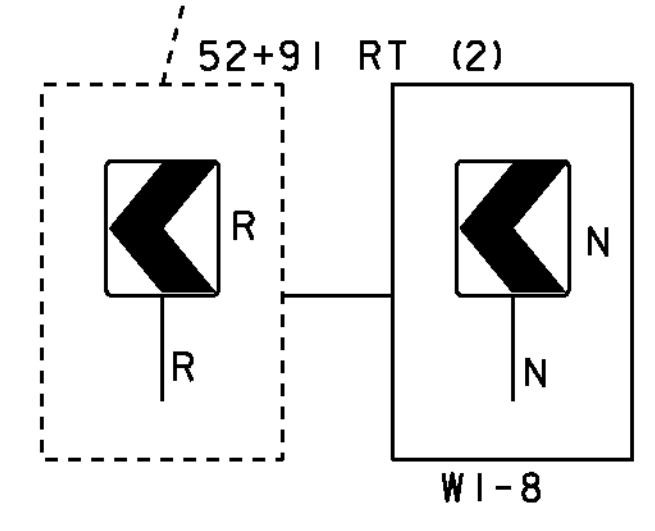
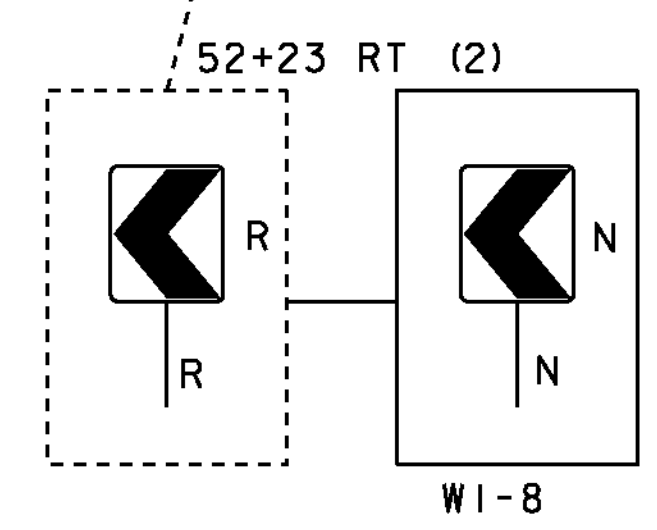

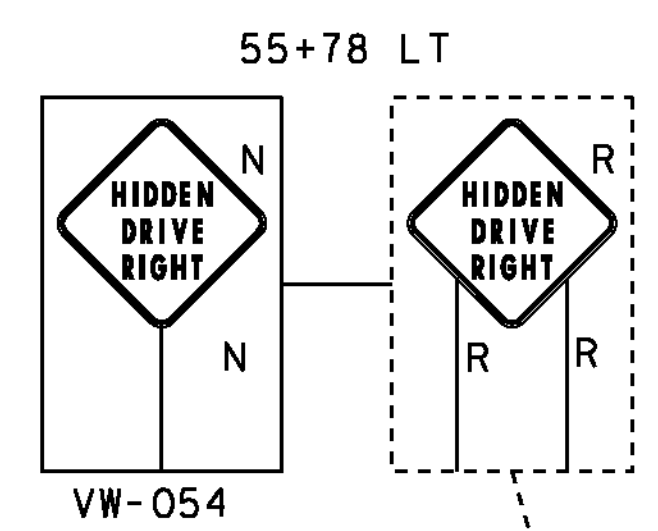
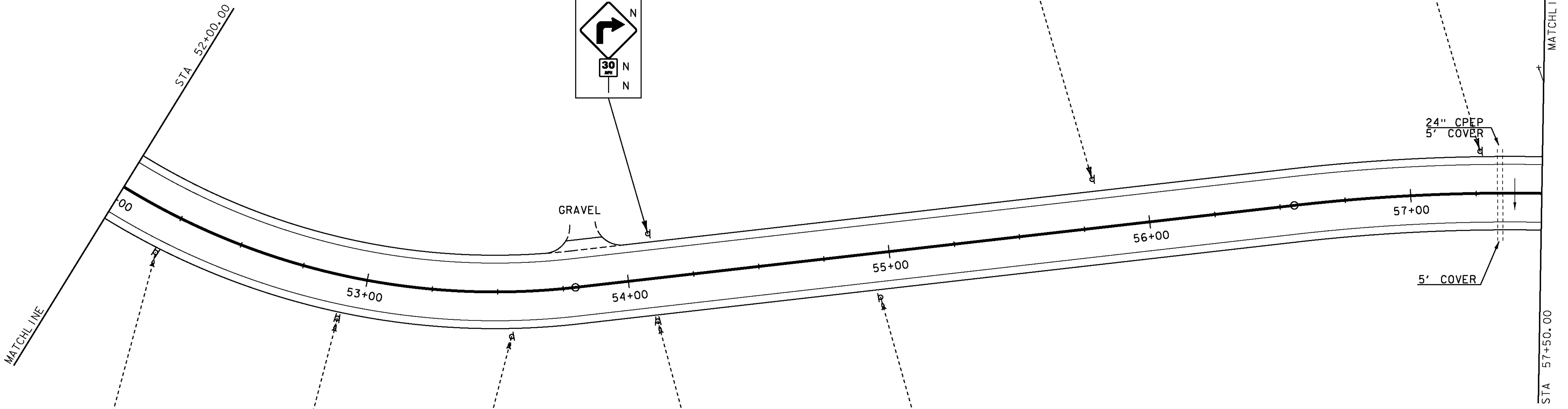
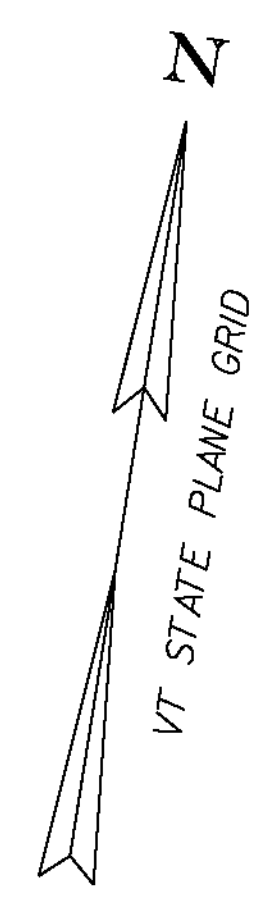
646.602 TEMPORARY 4 INCH WHITE LINE, PAINT
 646.612 TEMPORARY 4 INCH YELLOW LINE, PAINT
 STA 52+00 TO 57+50 RT & LT

675.20 TRAFFIC SIGN, TYPE A
 STA 52+23 RT (2)
 STA 52+91 RT (2)
 STA 53+52 RT (2)
 STA 54+13 RT (2)
 STA 54+13 LT
 STA 54+95 RT
 STA 55+78 LT

675.341 SQUARE TUBE SIGN POST AND ANCHOR
 STA 52+23 RT (2)
 STA 52+91 RT (2)
 STA 53+52 RT (2)
 STA 54+13 RT (2)
 STA 54+13 LT
 STA 54+95 RT
 STA 55+78 LT

675.50 REMOVING SIGNS
 STA 52+23 RT (2)
 STA 52+91 RT (2)
 STA 53+52 RT (2)
 STA 54+13 RT (2)
 STA 54+95 RT
 STA 55+78 LT

900.675 SPECIAL PROVISION
 (HAND-PLACED BITUMINOUS CONCRETE MATERIAL, DRIVES)
 STA 53+85 LT



SIGN LEGEND
 R = REMOVE
 S = SALVAGE
 N = NEW
 RET = RETAIN
 T&T = THINNING & TRIMMING
 B-B = BACK TO BACK
 EXISTING
 NEW

PROJECT NAME: SUDBURY - BRANDON
 PROJECT NUMBER: STP 0158(3)
 FILE NAME: dl0c204.bdr.dgn
 PROJECT LEADER: K. UPMAL
 DESIGNED BY: B. MCADAMS
 LAYOUT 7
 PLOT DATE: 13-FEB-2013
 DRAWN BY: B. MCADAMS
 CHECKED BY: A. KEMPTON
 SHEET 25 OF 137