


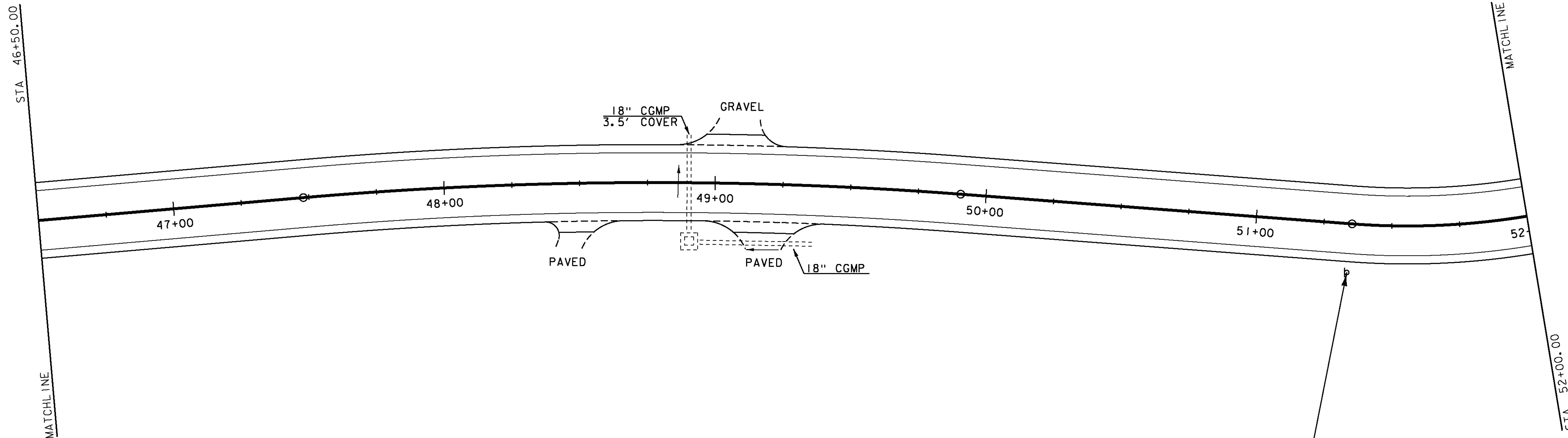
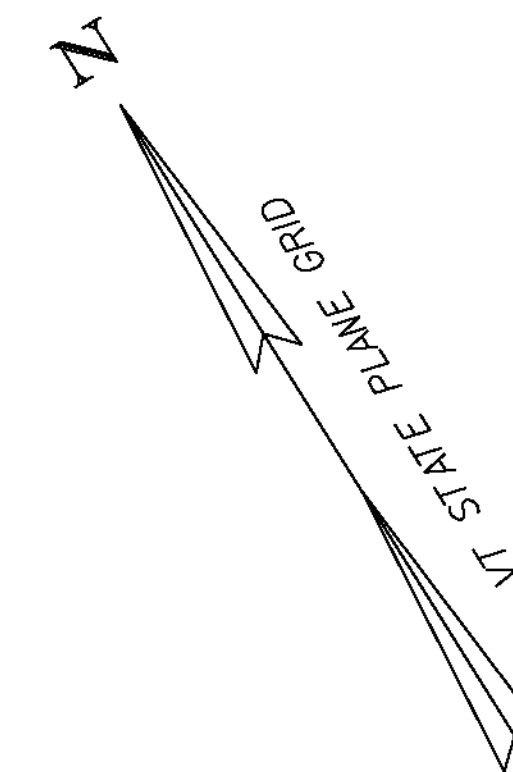
DURABLE 4 INCH WHITE LINE (SEE OPTION AA)
 DURABLE 4 INCH YELLOW LINE (SEE OPTION BB)
 STA 46+50 TO 52+00 RT & LT

646.602 TEMPORARY 4 INCH WHITE LINE, PAINT
 646.612 TEMPORARY 4 INCH YELLOW LINE, PAINT
 STA 46+50 TO 52+00 RT & LT

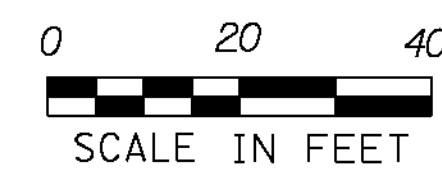
675.20 TRAFFIC SIGN, TYPE A
 STA 51+35 RT (2)

675.341 SQUARE TUBE SIGN POST AND ANCHOR
 STA 51+35 RT

900.675 SPECIAL PROVISION
 (HAND-PLACED BITUMINOUS CONCRETE MATERIAL, DRIVES)
 STA 48+52 RT
 STA 49+08 LT
 STA 49+18 RT



51+35 RT
 W1-2L
 W13-1P



SIGN LEGEND	
R	= REMOVE
S	= SALVAGE
N	= NEW
RET	= RETAIN
T&T	= THINNING & TRIMMING
B-B	= BACK TO BACK
EXISTING	-----
NEW	-----

PROJECT NAME: SUDBURY - BRANDON
 PROJECT NUMBER: STP 0158(3)

FILE NAME: dl0c204.bdr.dgn
 PROJECT LEADER: K. UPMAL
 DESIGNED BY: B. MCADAMS
 LAYOUT 6

PLOT DATE: 13-FEB-2013
 DRAWN BY: B. MCADAMS
 CHECKED BY: A. KEMPTON
 SHEET 24 OF 137