

601.0016 18" CSP .079 (2-2/3 X 1/2)
STA 35+54 TO 36+02 LT

613.10 STONE FILL, TYPE I
STA 35+50 TO 35+54 LT

DURABLE 4 INCH WHITE LINE (SEE OPTION AA)
STA 35+50 TO 39+21 RT
STA 39+48 TO 41+00 RT
STA 35+50 TO 41+00 LT

DURABLE 4 INCH YELLOW LINE (SEE OPTION BB)
STA 35+50 TO 39+14 LT & RT (CENTERLINE)
STA 39+54 TO 41+00 LT & RT (CENTERLINE)
STA 39+34 RT (CENTERLINE TH #10)

646.602 TEMPORARY 4 INCH WHITE LINE, PAINT
646.612 TEMPORARY 4 INCH YELLOW LINE, PAINT
STA 35+50 TO 41+00 RT & LT

DURABLE 24 INCH STOP BAR (SEE OPTION CC)
STA 39+35 TO 39+60 RT (TH #10)

DURABLE LETTER OR SYMBOL (SEE OPTION DD)
STA 39+41 RT "STOP" (TH #10)

649.31 GEOTEXTILE UNDER STONE FILL
STA 35+50 TO 35+54 LT

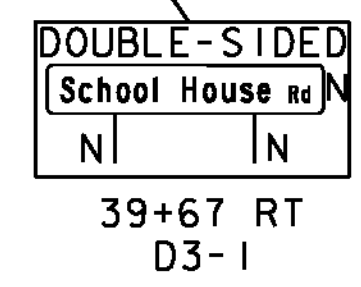
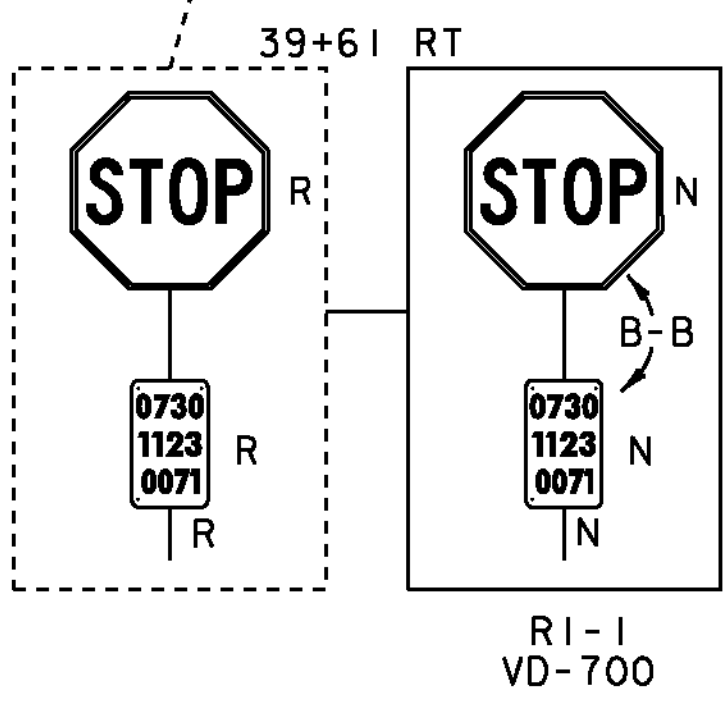
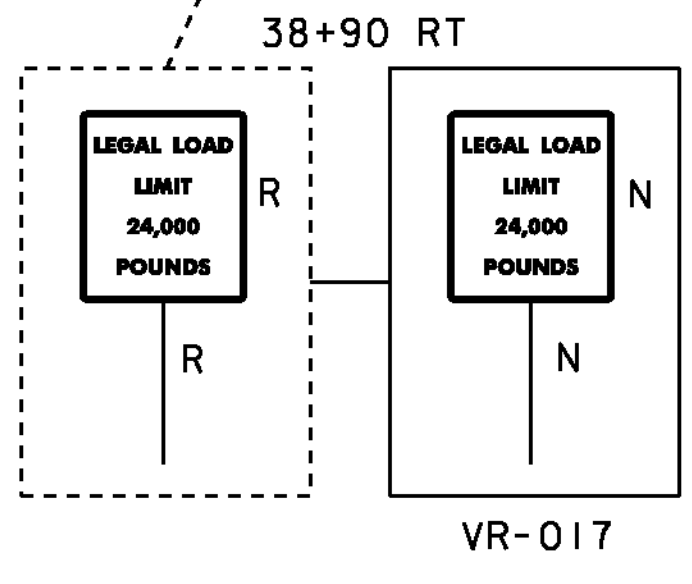
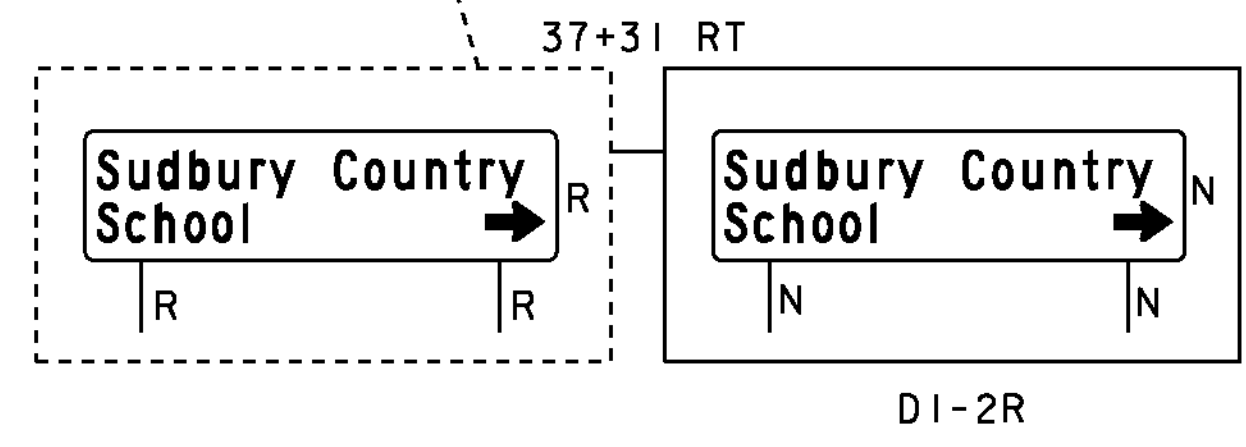

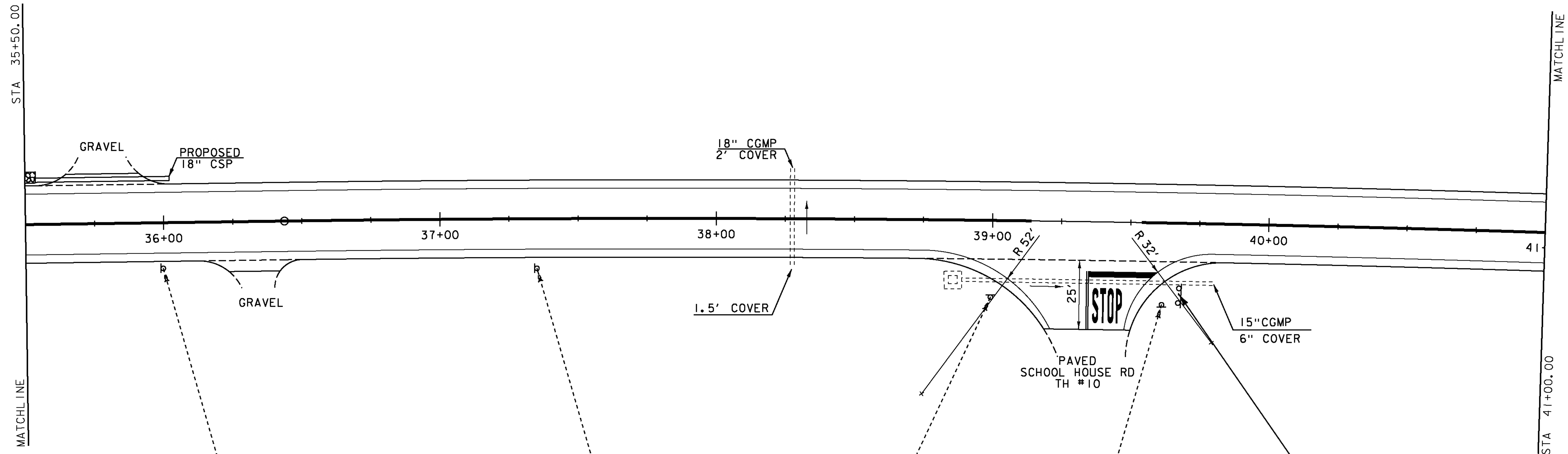
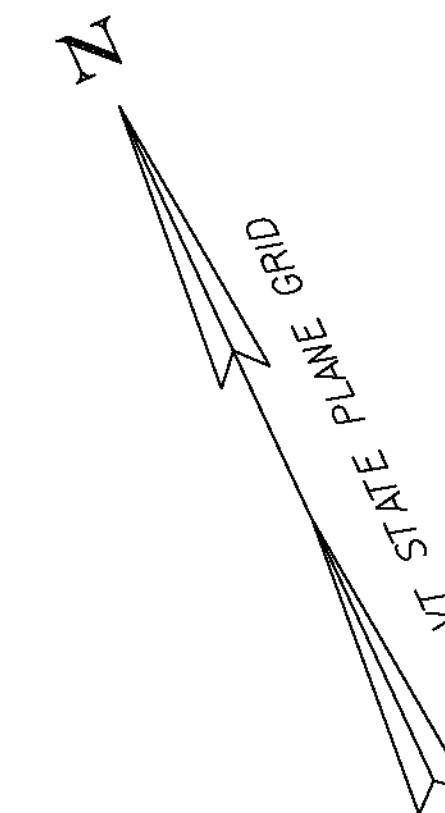
675.20 TRAFFIC SIGN, TYPE A
STA 37+31 RT
STA 38+90 RT
STA 39+61 RT (2)
STA 39+67 RT

675.341 SQUARE TUBE SIGN POST AND ANCHOR
STA 37+31 RT (2)
STA 39+61 RT
STA 39+67 RT (2)

675.50 REMOVING SIGNS
STA 37+31 RT
STA 38+90 RT
STA 39+61 RT (2)

900.675 SPECIAL PROVISION
(HAND-PLACED BITUMINOUS CONCRETE MATERIAL, DRIVES)
STA 35+82 LT
STA 36+32 RT

SIDE ROAD
STA 39+34 RT (TH #10)



SIGN LEGEND
 R = REMOVE
 S = SALVAGE
 N = NEW
 RET = RETAIN
 T&T = THINNING & TRIMMING
 B-B = BACK TO BACK
 EXISTING = DASHED LINE
 NEW = SOLID LINE

PROJECT NAME:	SUDBURY - BRANDON	FILE NAME:	d:\0c204_bdr.dgn	PLOT DATE:	13-FEB-2013
PROJECT NUMBER:	STP 0158(3)	PROJECT LEADER:	K. UPMAL	DRAWN BY:	B. MCADAMS
		DESIGNED BY:	B. MCADAMS	CHECKED BY:	A. KEMPTON
		LAYOUT 4			SHEET 22 OF 137