

TYPICAL SECTIONS

SEEDING FORMULA

RATE: DOUBLE IF HYDROSEEDING

% WT.	LBS./A.	NAME	PUR %	GERM %
38	32	CREeping RED FESCUE	98	90
29	24	SPARTAN HARD FESCUE	95	85
15	12	AZAY SHEEP'S FESCUE	95	87
15	12	ANNUAL RYE GRASS	95	90
3	--	INERTS	--	--
100.0	80 LB/A			

GENERAL NOTES

SEED MIXTURE: SHALL NOT HAVE A WEED CONTENT EXCEEDING 0.40% BY WEIGHT AND SHALL BE FREE OF ALL NOXIOUS SEED.

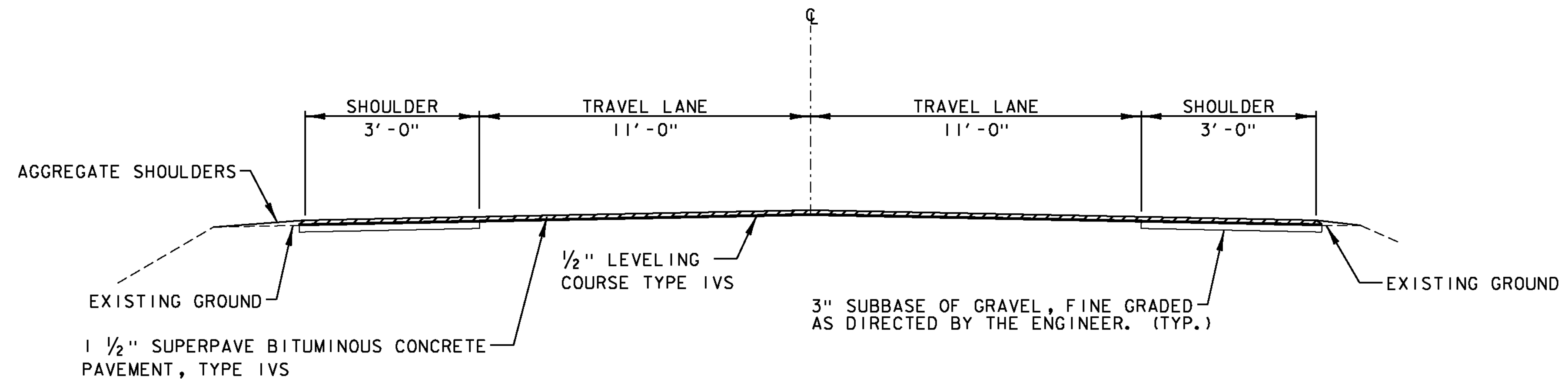
SEED ITEM 651.15: TO BE APPLIED PER SEEDING FORMULAS OR AS DIRECTED BY THE ENGINEER.

FERTILIZER ITEM 651.18: FORMULA 10-20-10, TO BE USED WITH SEED, APPLIED AT THE RATE OF 500 LBS./ACRE. (HYDRO SEEDERS MAY USE 19-19-19 FORMULA)

AGRICULTURAL LIMESTONE ITEM 651.20: TO BE APPLIED AT THE RATE OF 2 TONS/ACRE, OR AS DIRECTED BY THE ENGINEER.

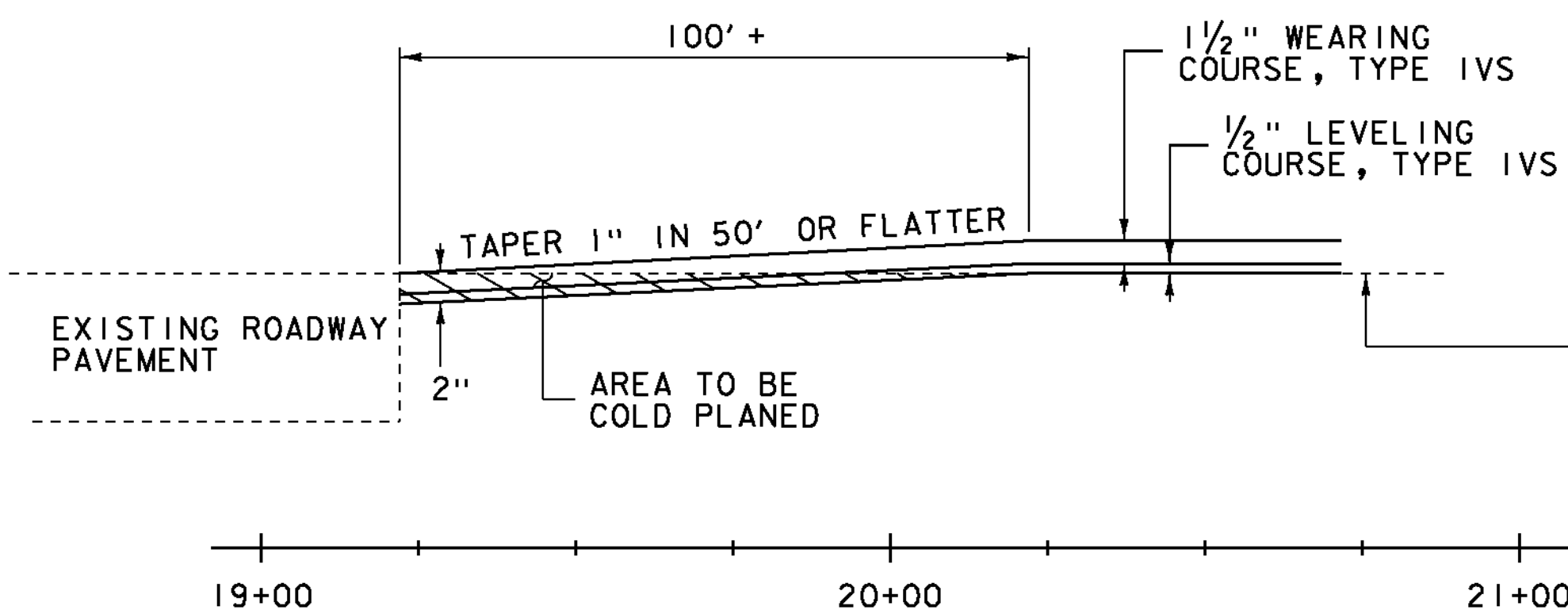
HAY MULCH ITEM 651.25: TO BE PLACED ON THE EARTH SLOPES AT THE RATE OF 2 TONS/ACRE, OR AS DIRECTED BY THE ENGINEER.

TOPSOIL ITEM 651.35: TO BE USED WITH SEED AS INDICATED ON THE PLANS, OR AS DIRECTED BY THE ENGINEER.



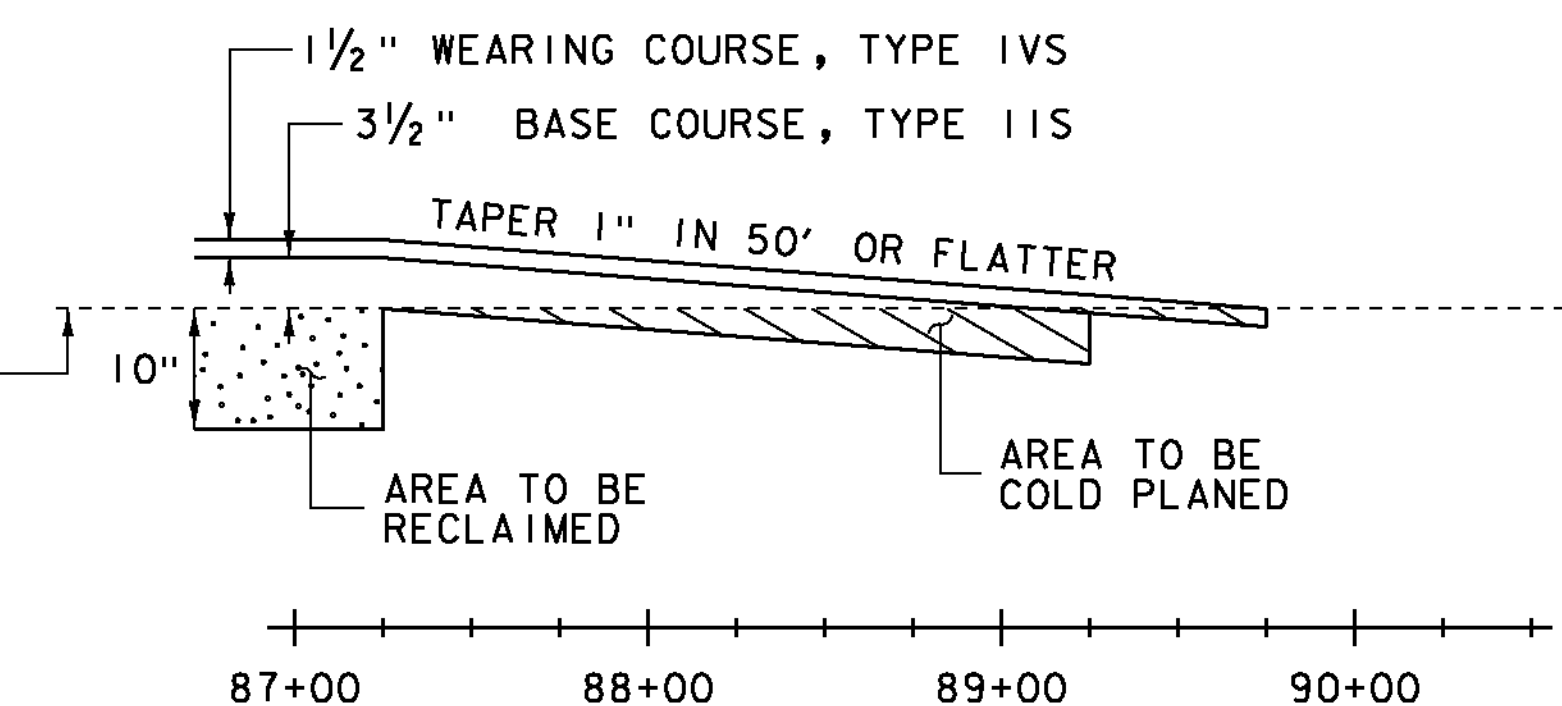
LEVEL AND OVERLAY TYPICAL SECTION

NOT TO SCALE
SUDBURY
STA. 20+22.00 - STA. 43+12.00
STA. 45+26.00 - STA. 142+98.00
STA. 147+33.00 - STA. 151+00.00



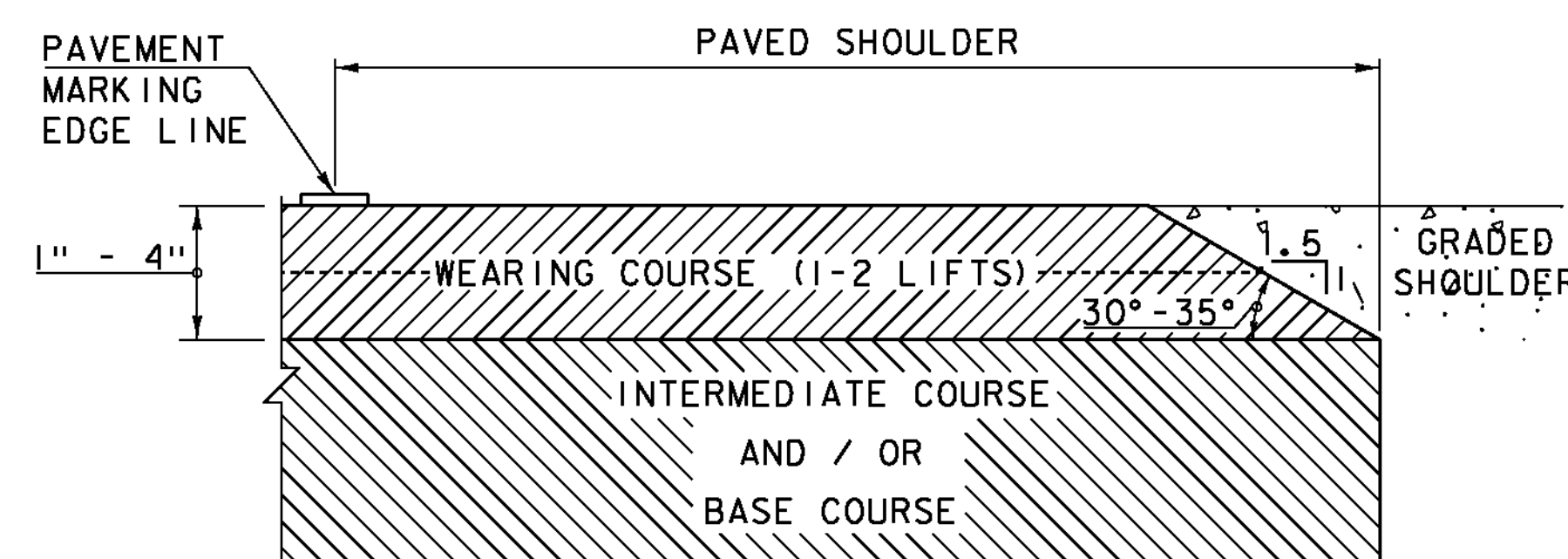
BEGIN APPROACH TRANSITION DETAIL

NOT TO SCALE
SUDBURY
STA. 19+22.00 - STA. 20+22.00



END APPROACH TRANSITION DETAIL

NOT TO SCALE
BRANDON
STA. 87+25.00 - STA. 89+75.00



SAFETY EDGE DETAIL

NOT TO SCALE

NOTE: LEVELING COURSE MAY INCLUDE THE "SAFETY EDGE" AT THE CONTRACTOR'S CHOICE.

PROJECT NAME: SUDBURY-BRANDON
PROJECT NUMBER: STP 0158(3)

FILE NAME: dl0c204.typ.dgn
PROJECT LEADER: K. UPMAL
DESIGNED BY: B. MCADAMS
TYPICAL SECTION SHEET 2

PLOT DATE: 13-FEB-2013
DRAWN BY: B. MCADAMS
CHECKED BY: A. KEMPTON
SHEET 4 OF 137