ABM INFO		SHIP	BILL OF MATERIAL						JOB NO.	DRAWING NO.	REV.
									548	2	
PAGE	LINE	MARK	QTY	MARK	MATERIAL	LENGTH FT	LENGTH INCHES	REMARKS	WT	PROCUREMENT NOTES	
		2G2	1		GIRDER				15912		
		2G4	1		GIRDER				15912		
1	G		2	wa	PL $\frac{1}{2}$x40	40	$0\frac{1}{16}$	M270-50WT2	2723		
1	E		2	wb	PL $\frac{1}{2}$x40	62	$7\frac{1}{2}$	M270-50WT2	4262		
1	J		2	ta	PL 1x12	62	7		2555		
1	L		2	tb	PL 1x12	40	$0\frac{1}{2}$		1635		
1	A		2	ba	PL 1x12	62	7	M270-50WT2	2555		
1	C		2	bb	PL 1x12	39	$11\frac{1}{2}$	M270-50WT2	1632		
2	C		8	x1a	PL $\frac{5}{8}$x$5\frac{1}{2}$	3	4	MIE	39		
2	D		10	x1c	PL $\frac{1}{2}$x$5\frac{1}{2}$	3	4		31		
3	M		412		STUD $\frac{7}{8}$ ø	0	6	RIDB	1		

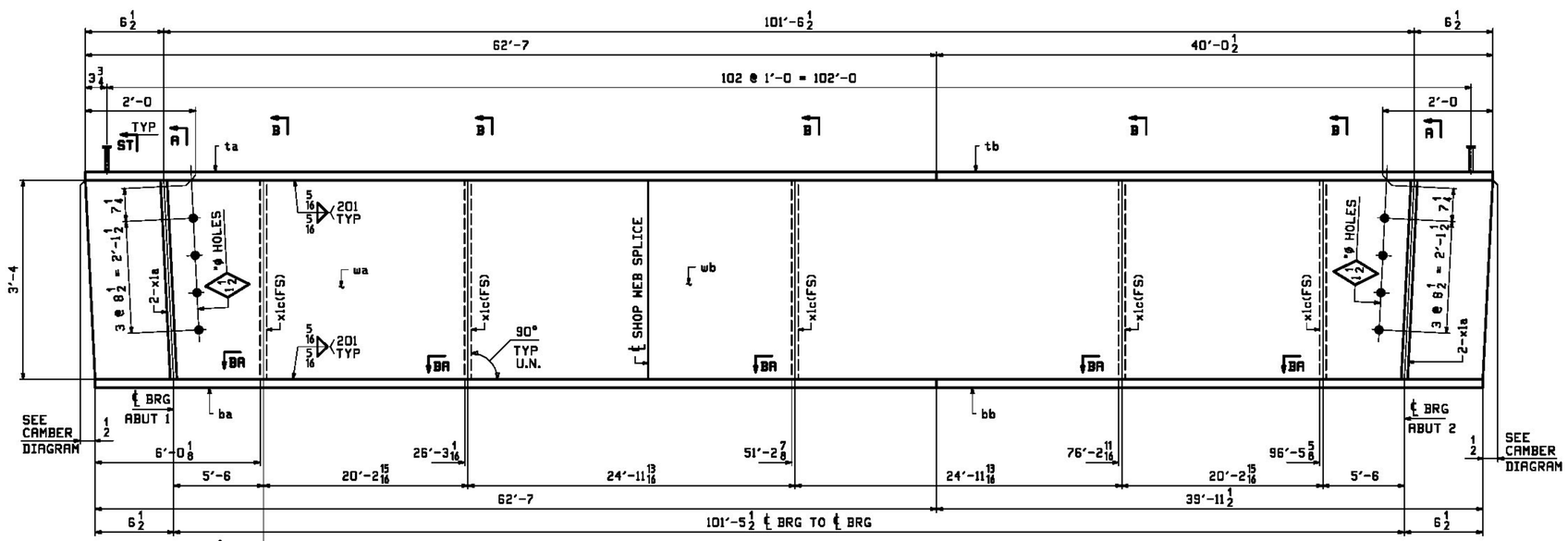

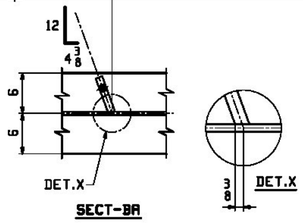

SECT-BA

ONE ~ GIRDER ~ 2G2
ONE ~ GIRDER ~ 2G4

NOTES:
1. FOR GENERAL NOTES SEE SHEET GN1.
2. FOR STANDARD DETAILS SEE SHEET X1.
3. FOR CAMBER & FLANGE DIAGRAM SEE SHEET C1.
4. T2 - DENOTES MATERIAL SUBJECT TO CHARPY V-NOTCH TESTING.

DO NOT SHIP FROM THIS SHEET

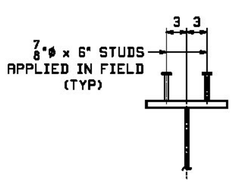

SECT-ST

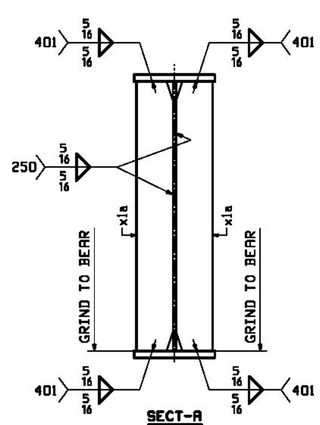

SECT-A

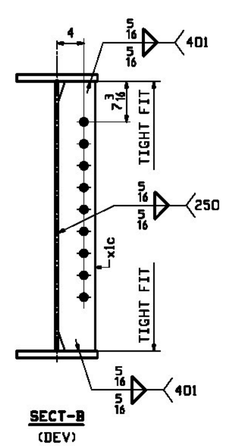

SECT-B
(DEV)

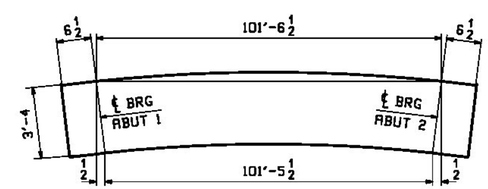

ORIENTATION DIAGRAM

Vermont Agency of Transportation

RECEIVED
ON: January 29, 2014
and Checked for
CONFORMANCE
BY: Rob Young DATE: 02/18/2014

X Reviewed — Furnish As Corrected
Rejected — Revise and Resubmit

This review is only for general conformance with the design concept and the information given in the Construction Documents. Corrections or comments made on the shop drawings during the review do not relieve the Contractor from compliance with the requirements of the Plans and Specifications. Review of a specific item shall not include review of an assembly of which an item is a component. The Contractor is responsible for dimensions to be confirmed and corrected at the job site; information that pertains solely to the fabrication process or to the means, methods, techniques, sequences and procedures of construction; coordination of the Work with that of other trades and performing all Work in a safe and satisfactory manner.

McFarland Johnson

Date February 12, 2014
By D. Kull

REV.	DATE	REMARKS	DWN	CHK	APVL	SHOP
0						

MATERIAL: M270-50W (UN) | SURFACE PREP. & PAINT: SEE GN1 | HOLES: $\frac{15}{16}$"ø UN | SHOP BOLTS: NONE

DESCRIPTION: GIRDERS ~ 2G2 & 2G4

CASCO BAY STEEL STRUCTURES, INC.
1 WALLACE AVE. PHONE (207) 780-6722
SOUTH PORTLAND, ME 04106 FAX. (207) 780-6726
TENSOR 3223

STRUCTURE: VT ROUTE 100 (MINOR ARTERIAL) OVER MAD RIVER BRIDGE NO. 166 WARREN COUNTY OF WASHINGTON

DRAWN: CRK	DATE: 01/23		
CHKD: DO	DATE: 01/24		
LOCATION: TOWN OF WARREN	JOB NO.	DWG NO.	
PROJ NO. BRF 013-4(32)	548	2	
CUSTOMER: VT AOT		REV.	