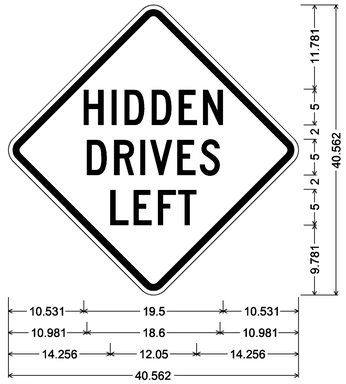


**VW–133L**
30.000" across sides 2.250" Radius, 0.875" Border, 0.625" Indent, Black on Yellow;
[HIDDEN] C 2K; [DRIVES] C 2K; [LEFT] C 2K;

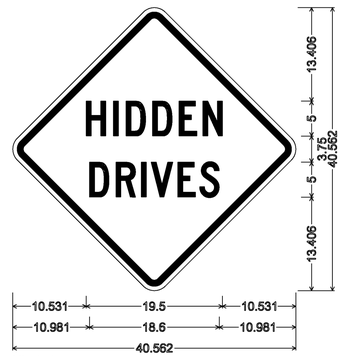


**VD–060;**
30.000" across sides 2.250" Radius, 0.875" Border, 0.625" Indent, Black on Yellow;
"HIDDEN" C 2K; "DRIVES" C 2K;

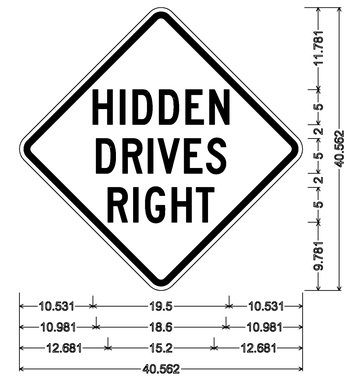


**VW–133R**
30.000" across sides 2.250" Radius, 0.875" Border, 0.625" Indent, Black on Yellow;
"HIDDEN" C 2K; "DRIVES" C 2K;
"RIGHT" C 2K;

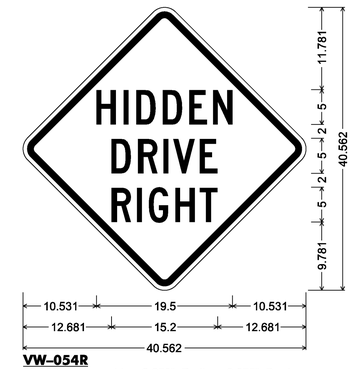


**VW–054R**
30.000" across sides 2.250" Radius, 0.875" Border, 0.625" Indent, Black on Yellow;
[HIDDEN] C 2K; [DRIVE] C 2K; [RIGHT] C 2K;

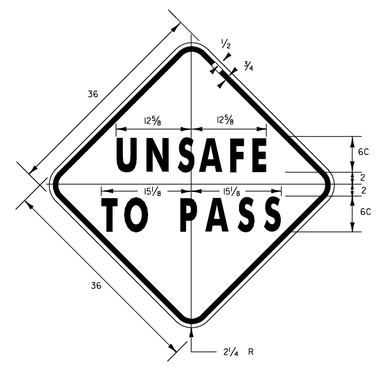


**VW–092**

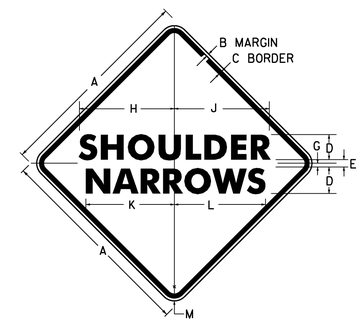


**VW–619**

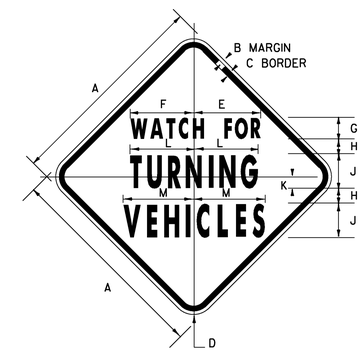


**VW–205**

| SIGN | DIMENSIONS ( INCHES ) | | | | | | | | | | | |
|---|---|---|---|---|---|---|---|---|---|---|---|---|
| | A | B | C | D | E | F | G | H | J | K | L | M |
| MIN & STD. | 36 | 5/8 | 7/8 | 5C | 3 | 6D | 1 | 13 11/16 | 13 1/16 | 17 5/8 | 18 1/4 | 2 1/4 |
| EXPWY. | 48 | 3/4 | 1 1/4 | 7D | 3 1/2 | 7D | 1 | 23 13/16 | 23 7/8 | 21 1/2 | 21 9/16 | 3 |

| SIGN | DIMENSIONS ( INCHES ) | | | | | | | | | | | |
|---|---|---|---|---|---|---|---|---|---|---|---|---|
| | A | B | C | D | E | F | G | H | J | K | L | M |
| MIN. | 30 | 1/2 | 3/4 | 1 7/8 | 9 5/8 | 9 3/4 | 4B | 2 | 5B | 2 | 9 1/4 | 10 1/4 |
| STD. | 36 | 5/8 | 7/8 | 2 1/4 | 11 3/4 | 12 | 4C | 2 1/2 | 5C | 2 | 11 1/2 | 12 7/8 |
| EXPWY. | 48 | 3/4 | 1 1/4 | 3 | 14 3/4 | 15 3/8 | 5C | 3 3/8 | 8B | 2 5/8 | 14 9/16 | 16 7/16 |

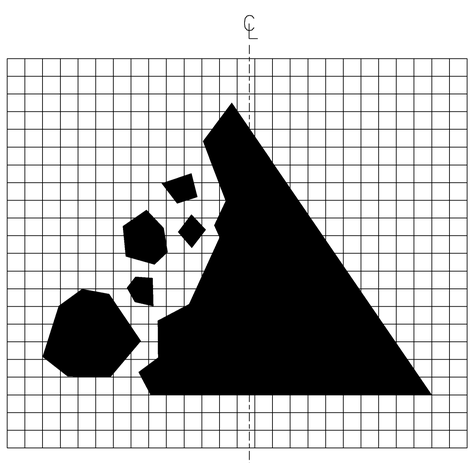

1 SQUARE = 1"

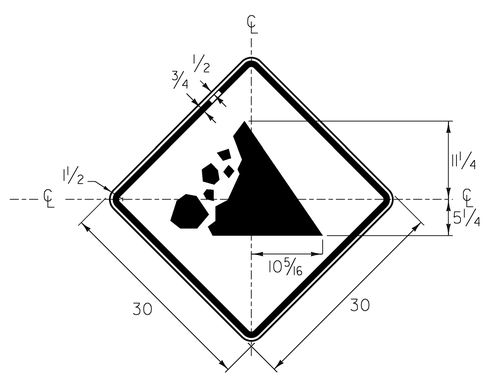


**VW–285**

SYMBOL AND BORDER - BLACK (NON-REFL.)
BACKGROUND - YELLOW (REFL.)

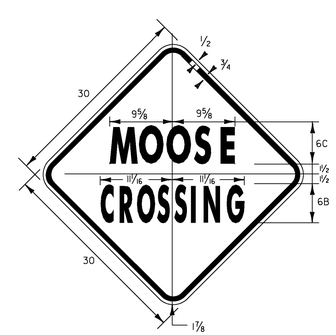


**VW–000**

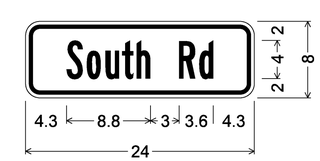


W16-8aP;
1.5" Radius, 0.4" Border, 0.4" Indent, Black on Fluorescent yellow;
[South Rd] B 2K;

ALL DIMENSIONS SHOWN IN INCHES UNLESS OTHERWISE NOTED.

PROJECT NAME: WOODFORD - MARLBORO

PROJECT NUMBER: STPG SIGN (35)

FILE NAME: 10B336_TS.DGN
PROJECT LEADER: A. GAMBLE
DESIGNED BY: J. KELLY
SIGN DETAILS 4

PLOT DATE: 10-APR-2012
DRAWN BY: J. KELLY
CHECKED BY: A. GAMBLE
SHEET 8 OF 80