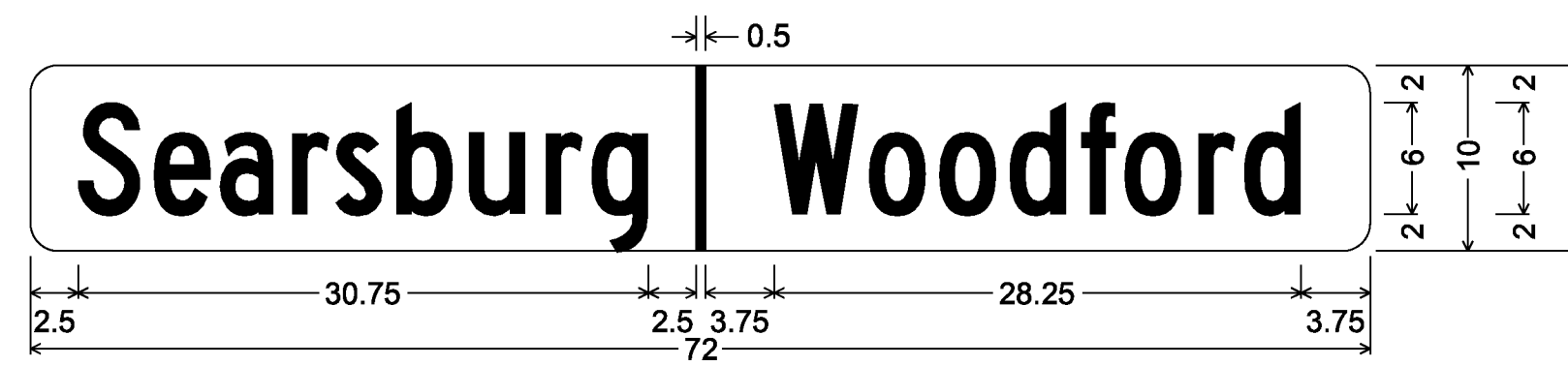
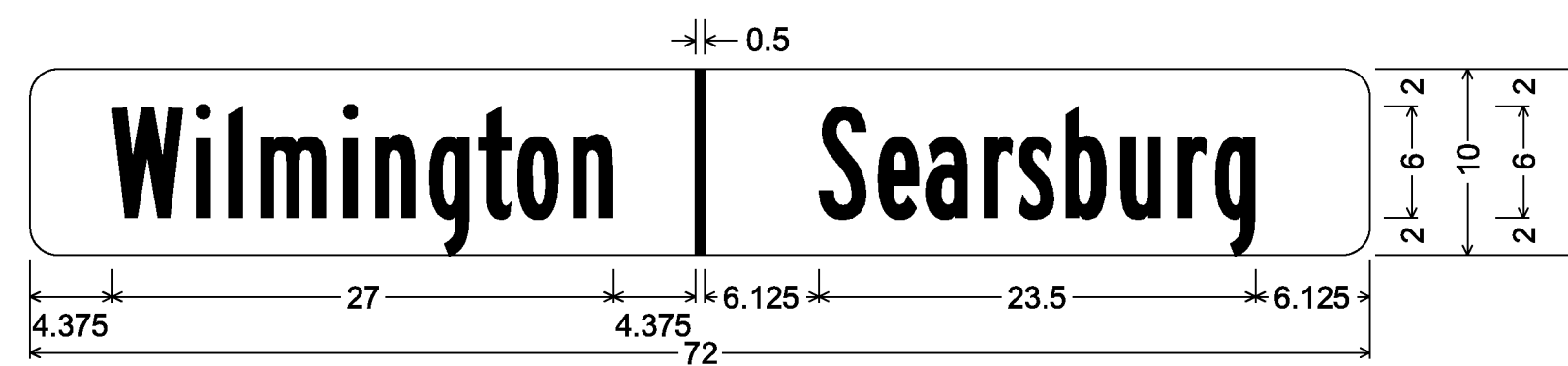


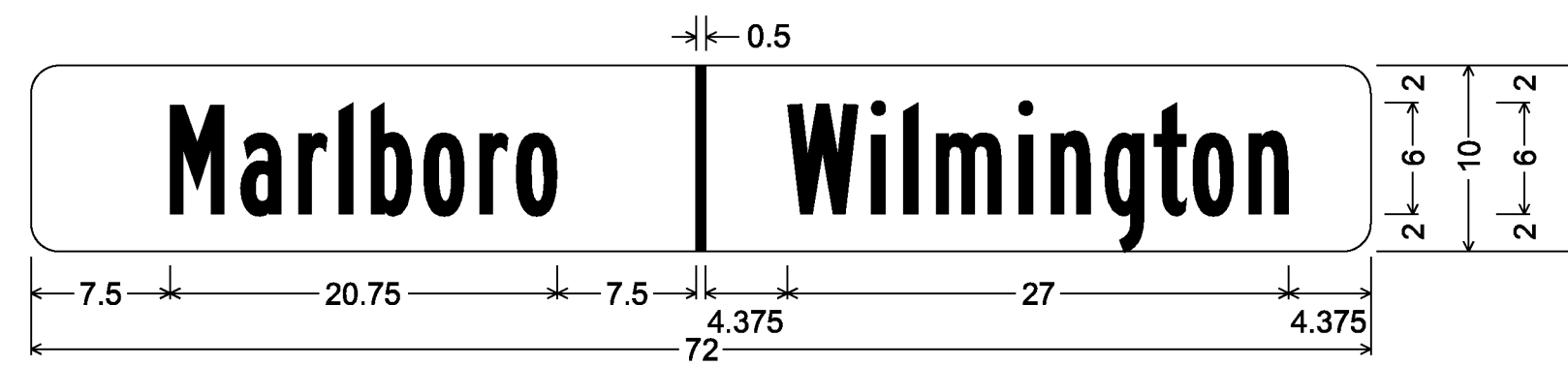
VD-024 TOWN LINE SIGN; 1.500" Radius, No border, None on Green; [Woodford] White B 2K; [Bennington] White B 2K;



VD-024 TOWN LINE SIGN; 1.500" Radius, No border, None on Green; [Searsburg] White C 2K; [Woodford] White C 2K;

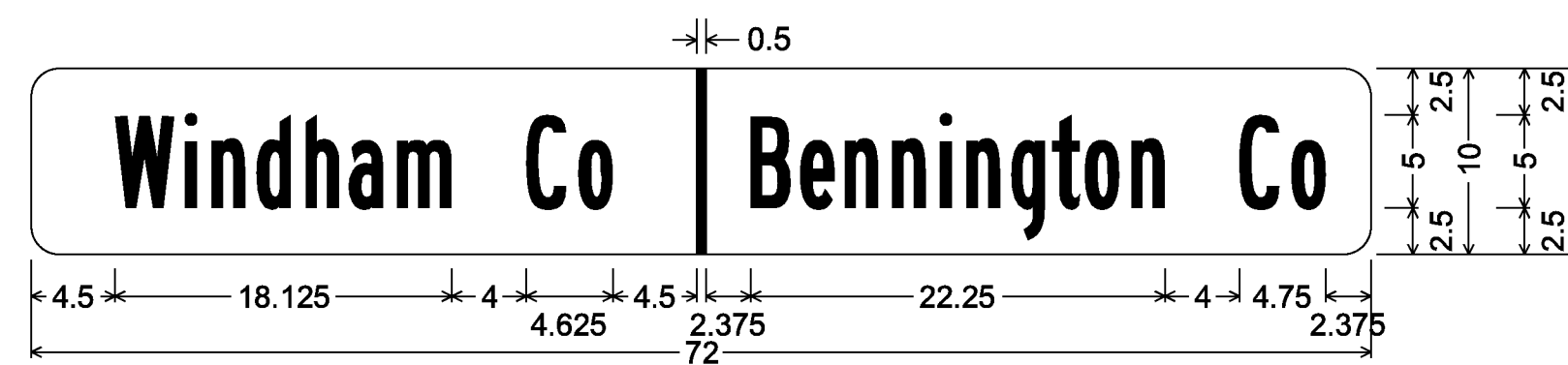


VD-024 TOWN LINE SIGN; 1.500" Radius, No border, None on Green; [Wilmington] White B 2K; [Searsburg] White B 2K;



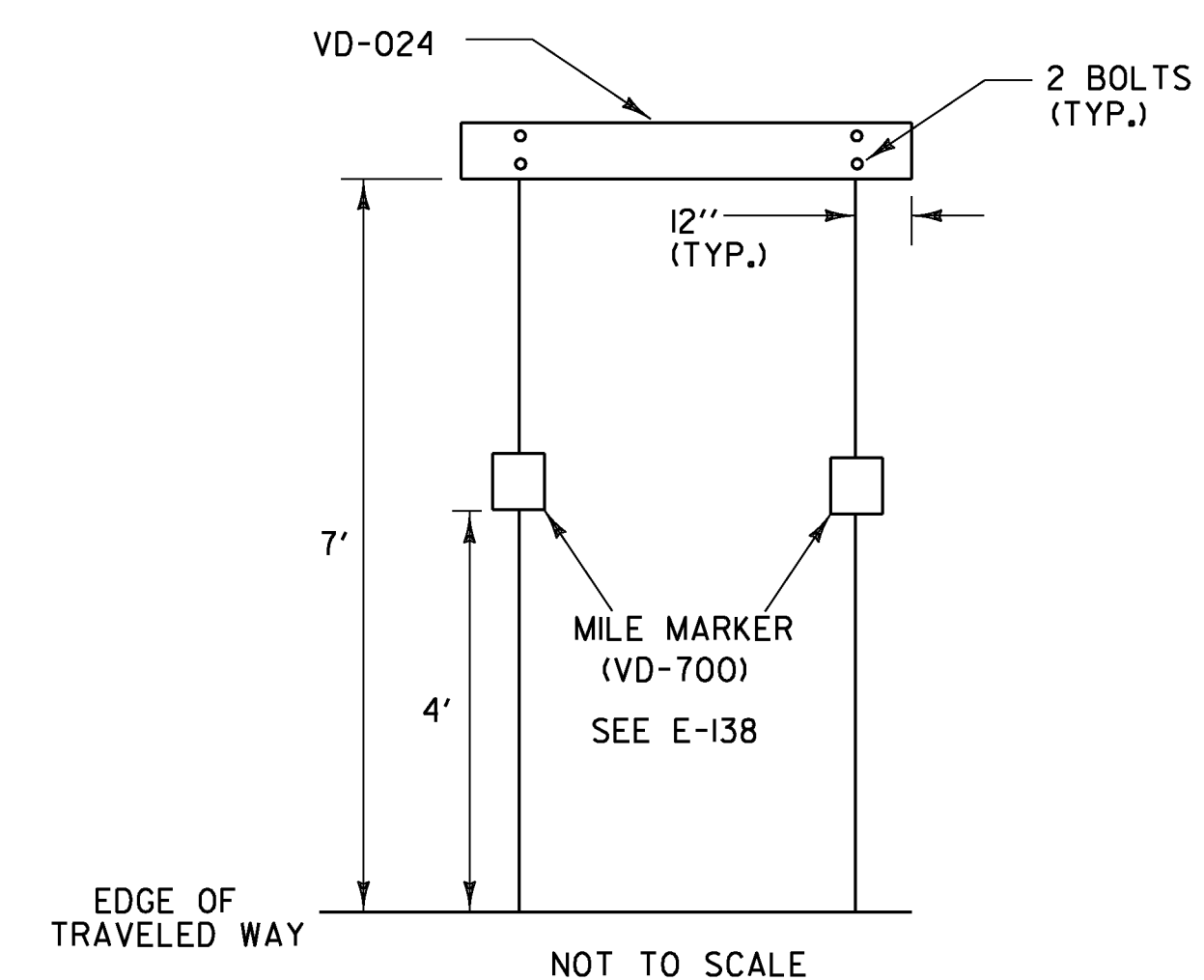
VD-024 TOWN LINE SIGN; 1.500" Radius, No border, None on Green; [Marlboro] White B 2K; [Wilmington] White B 2K;

**VD-024**

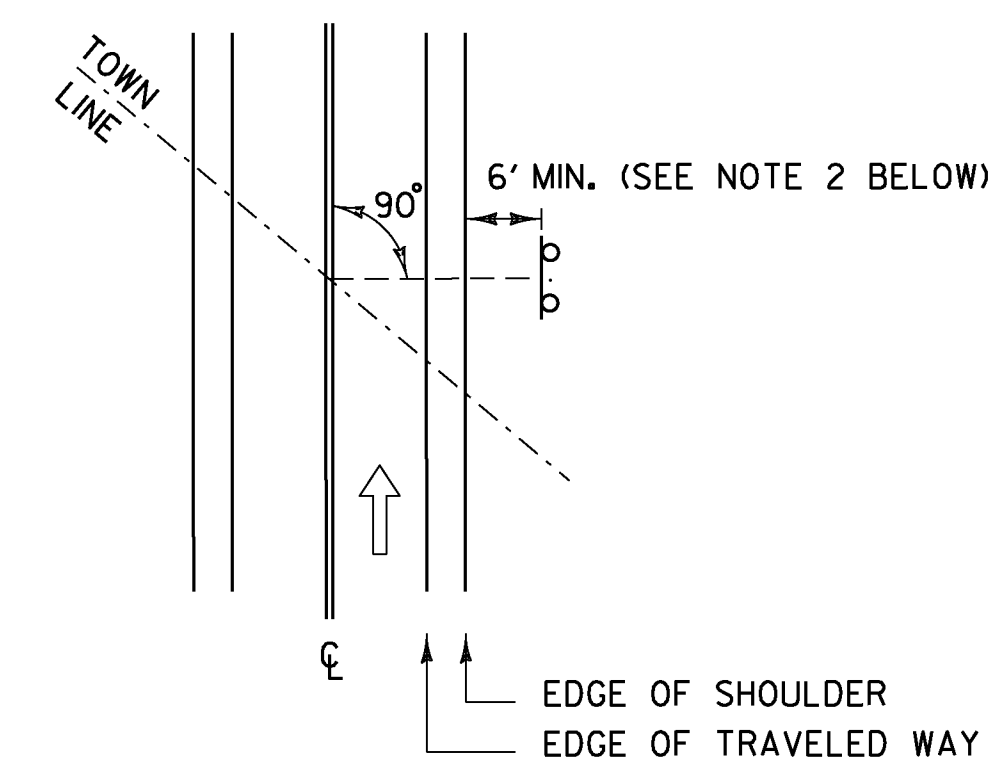


VD-025 COUNTY LINE SIGN; 1.500" Radius, No border, None on Green; [Windham Co] White B 2K; [Bennington Co] White B 2K;

**VD-025**



WHEN CROSSING COUNTY BOUNDARIES, AN ADDITIONAL COUNTY LINE SIGN (VD-025) SHALL BE MOUNTED BELOW THE TOWN LINE SIGN (VD-024), MAINTAINING A SEVEN FOOT CLEARANCE.

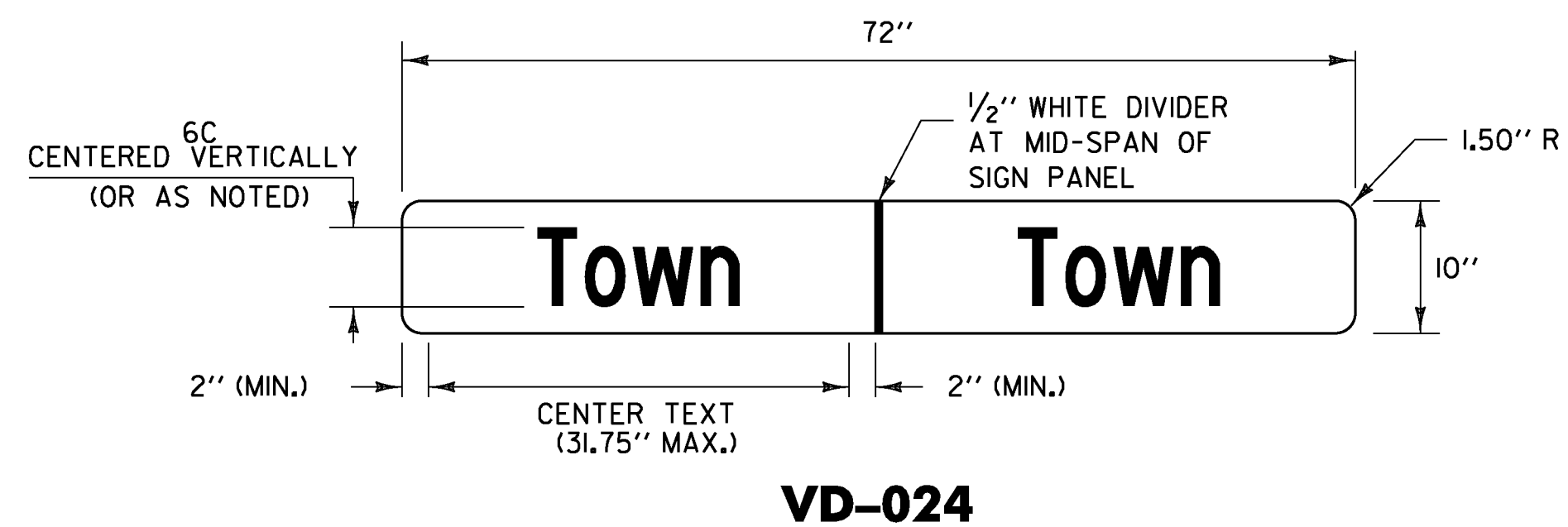


**TOWN / COUNTY LINE (VD-024 / VD-025) INSTALLATION:**

1. THE SIGN SHALL BE MOUNTED PARALLEL WITH THE ROADWAY, NORMALLY ON THE RIGHT SIDE TRAVELING WEST TO EAST OR SOUTH TO NORTH.
2. FOR POST-MOUNTED SIGNS, THE MINIMUM LATERAL OFFSET SHOULD BE 12 FEET FROM THE EDGE OF THE TRAVELED WAY. IF A SHOULDER WIDER THAN 6 FEET EXISTS, THE MINIMUM LATERAL OFFSET FOR POST-MOUNTED SIGNS SHOULD BE 6 FEET FROM THE EDGE OF SHOULDER.

PROJECT NAME: WOODFORD - MARLBORO	PLOT DATE: 10-APR-2012
PROJECT NUMBER: STPG SIGN (35)	DRAWN BY: J. KELLY
FILE NAME: I0B336_TS.DGN	CHECKED BY: A. GAMBLE
PROJECT LEADER: A. GAMBLE	SHEET 4 OF 80
DESIGNED BY: J. KELLY	
TOWN/COUNTY LINE SIGN DETAILS	

NOT TO SCALE



**TOWN/COUNTY LINE SIGN NOTES:**

1. THE SIGN BASE MATERIAL SHALL BE SHEET ALUMINUM WITH A 0.125" MINIMUM THICKNESS.
2. THE RETROREFLECTIVE MATERIAL SHALL BE SHEETING APPLIED TO THE ENTIRE BACKGROUND OF THE SIGN. THE LEGEND SHALL BE CUT-OUT RETROREFLECTIVE LEGEND. ALL RETROREFLECTIVE MATERIAL SHALL BE EQUAL TO OR EXCEEDING THE "THE AMERICAN SOCIETY OF TESTING AND MATERIALS" (ASTM) TYPE III.
3. SIGNS SHALL HAVE A WHITE LEGEND ON A GREEN BACKGROUND.
4. LEGEND SHALL CONFORM WITH THE STANDARD ALPHABETS FOR HIGHWAY SIGNS APPROVED BY THE NATIONAL COMMITTEE ON UNIFORM TRAFFIC CONTROL DEVICES.
5. SIGNS SHALL BE FABRICATED IN UPPER/LOWER CASE TEXT AS SHOWN IN SIGN DETAIL. ALL TEXT ON AN INDIVIDUAL SIGN SHALL BE OF THE SAME SIZE AND FONT.
6. ALL DIMENSIONS IN INCHES UNLESS OTHERWISE NOTED.
7. WORD TO WORD SPACING FOR MULTIPLE TEXT TOWN/COUNTY NAMES IS ADJUSTABLE TO ACCOMODATE DIMENSION REQUIREMENT.
8. DIMENSIONS SHOWN ARE APPROXIMATE AND MAY BE ADJUSTED SLIGHTLY TO ACCOMODATE VARIOUS MANUFACTURER'S LETTER WIDTHS.