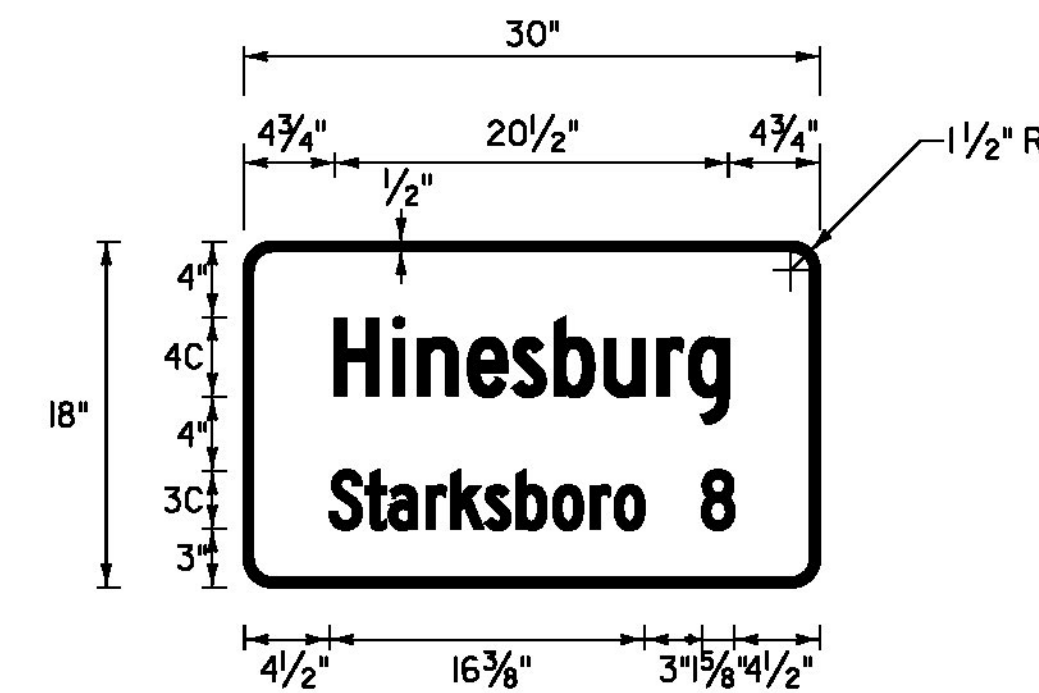


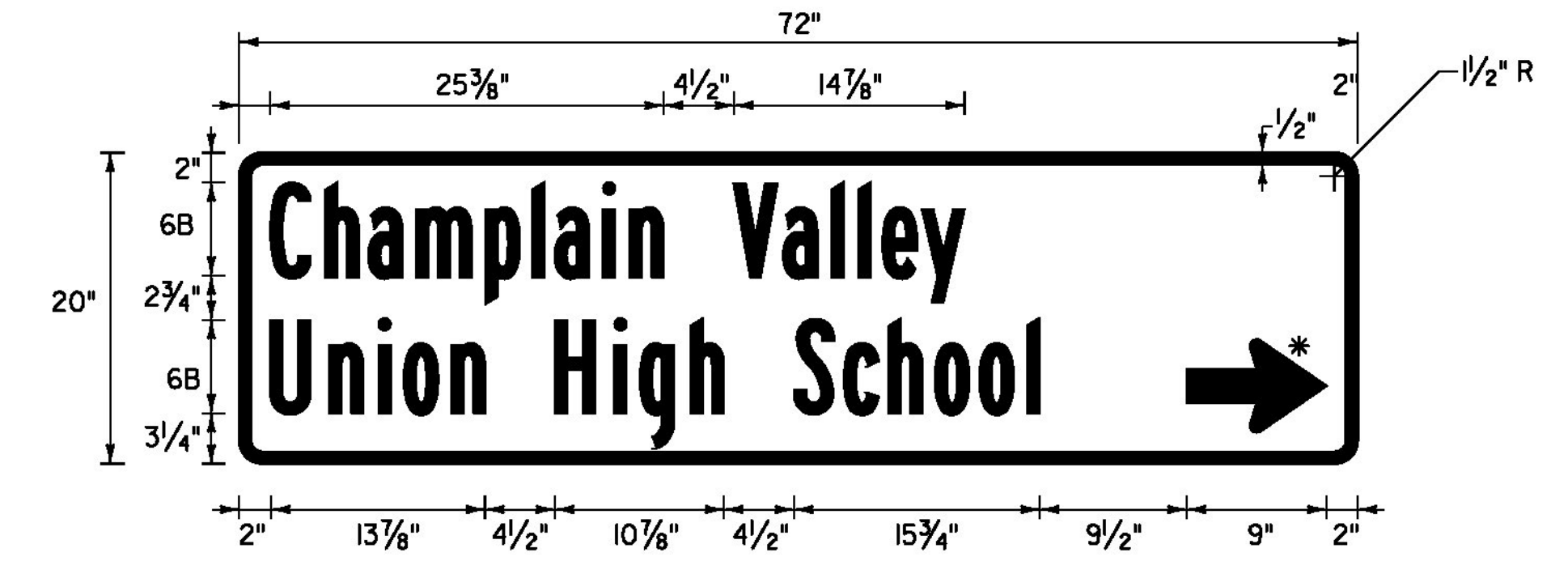
**VD-018**

LOCATION: STARKSBORO  
STA. 120+77, RT  
COLOR: WHITE BORDER AND TEXT (RETROREFLECTIVE)  
GREEN BACKGROUND (RETROREFLECTIVE)  
MATERIAL: PER THE TABLE ON SHEET I16



**VD-018**

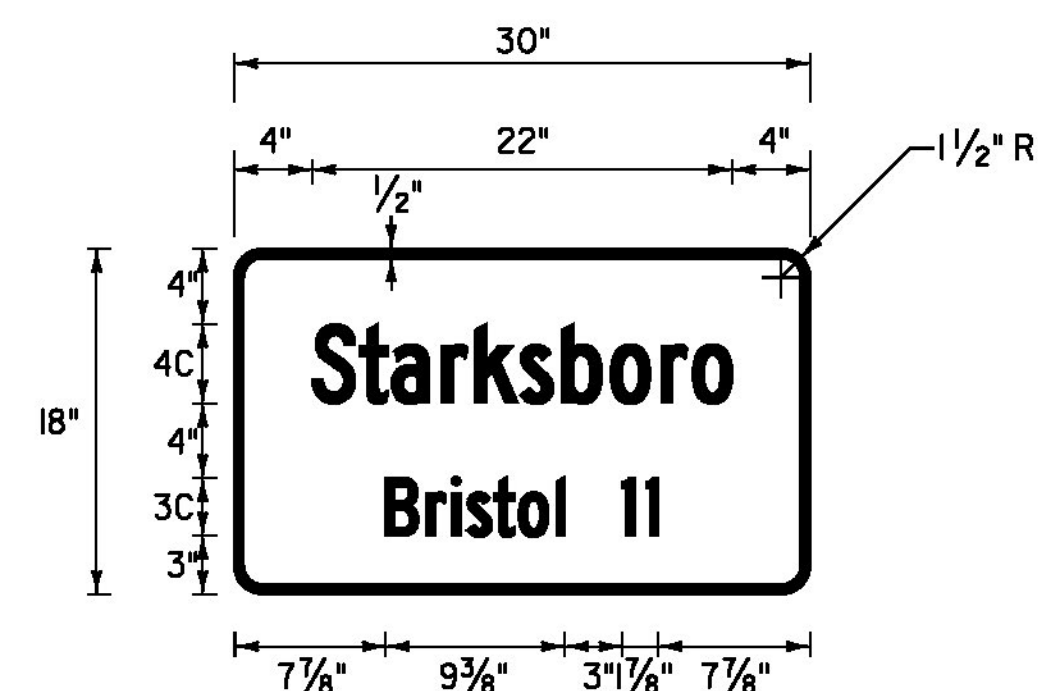
LOCATION: HINESBURG  
STA. 267+35, LT  
COLOR: WHITE BORDER AND TEXT (RETROREFLECTIVE)  
GREEN BACKGROUND (RETROREFLECTIVE)  
MATERIAL: PER THE TABLE ON SHEET I16



**VD1-1**

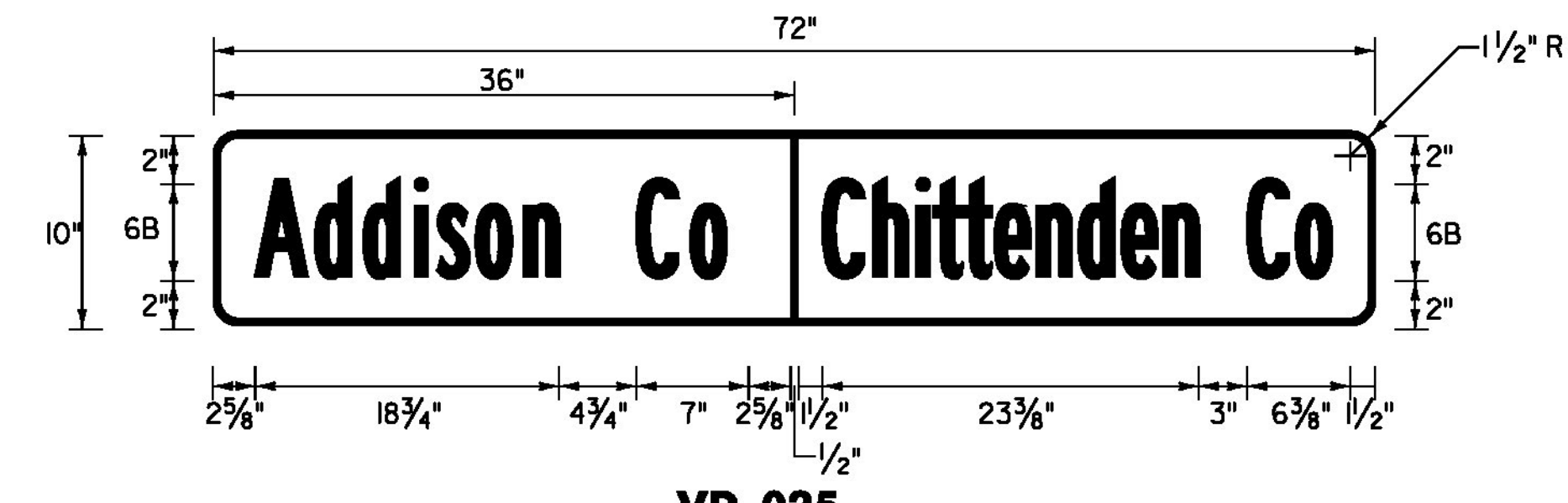
LOCATION: HINESBURG  
STA. 285+37, RT  
COLOR: WHITE BORDER, ARROW AND TEXT (RETROREFLECTIVE)  
GREEN BACKGROUND (RETROREFLECTIVE)  
MATERIAL: 0.125\"/>

\* FOR ARROW DETAIL SEE THIS SHEET



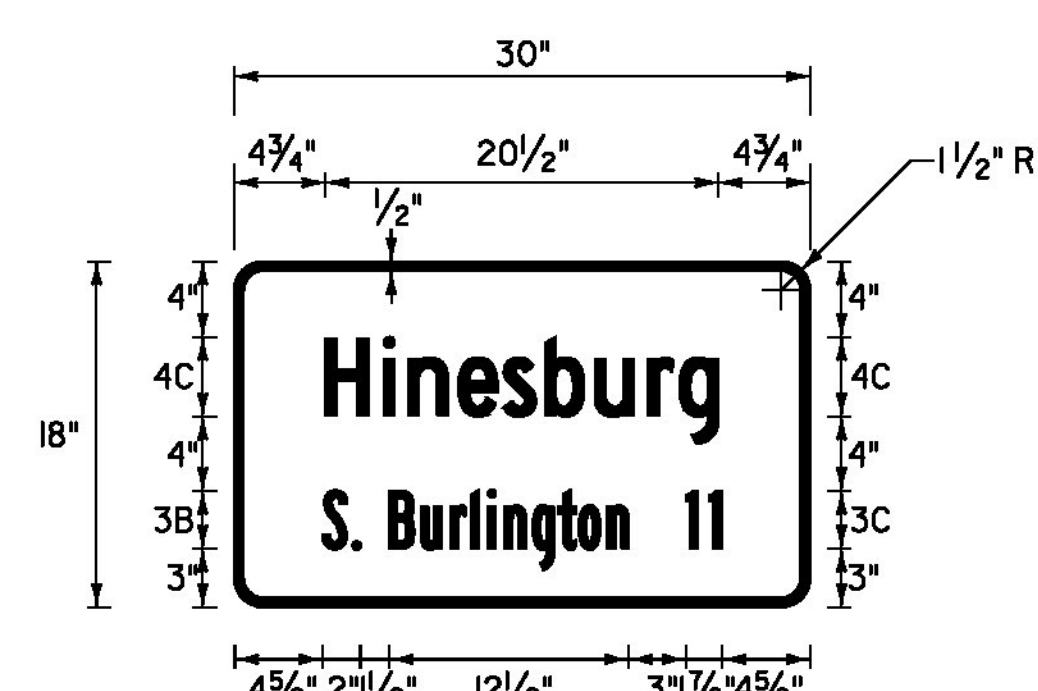
**VD-018**

LOCATION: STARKSBORO  
STA. 184+28, LT  
COLOR: WHITE BORDER AND TEXT (RETROREFLECTIVE)  
GREEN BACKGROUND (RETROREFLECTIVE)  
MATERIAL: PER THE TABLE ON SHEET I16




**VD-025**

LOCATION: STARKSBORO \ HINESBURG  
STA. 352+17.60, LT \ STA. 0+00, LT  
COLOR: WHITE DIVIDER AND TEXT (RETROREFLECTIVE)  
GREEN BACKGROUND (RETROREFLECTIVE)  
MATERIAL: PER THE TABLE ON SHEET I16



**VD-018**

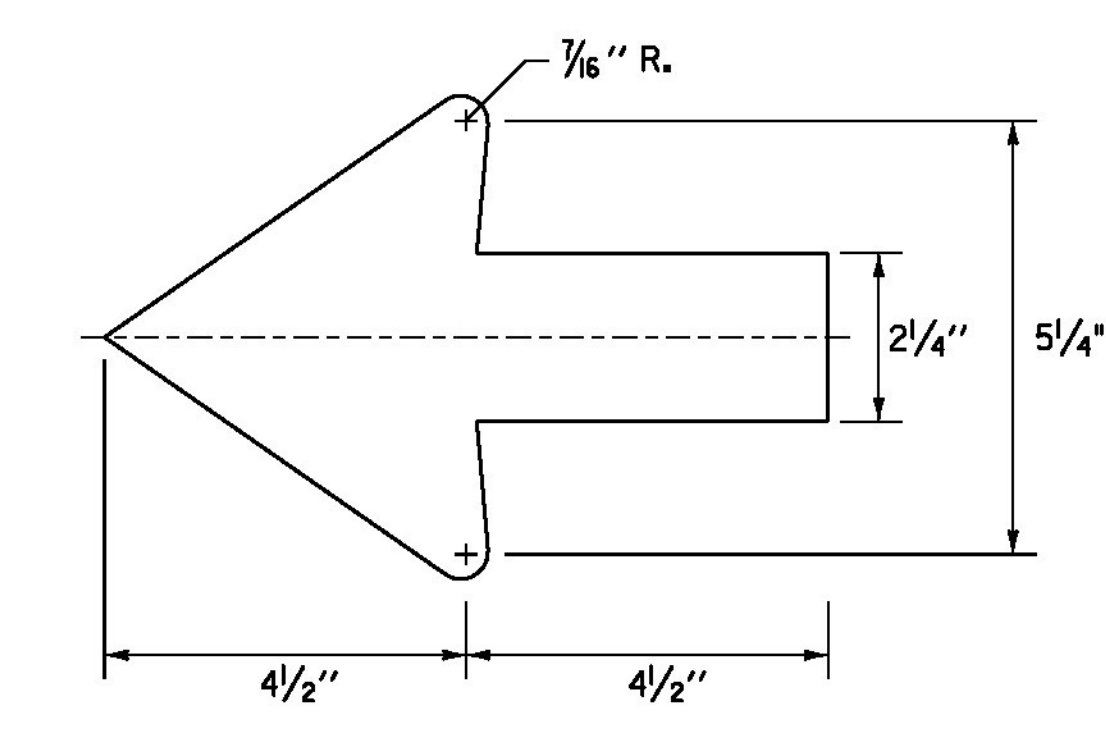
LOCATION: HINESBURG  
STA. 199+17, RT  
COLOR: WHITE BORDER AND TEXT (RETROREFLECTIVE)  
GREEN BACKGROUND (RETROREFLECTIVE)  
MATERIAL: PER THE TABLE ON SHEET I16



**VD1-1**

LOCATION: HINESBURG  
STA. 290+61, LT  
COLOR: WHITE BORDER, ARROW AND TEXT (RETROREFLECTIVE)  
GREEN BACKGROUND (RETROREFLECTIVE)  
MATERIAL: 0.125\"/>

\* FOR ARROW DETAIL SEE THIS SHEET



**STANDARD SHSM 2.25\"/>**

NOT TO SCALE

<b>TRAFFIC SIGN DETAIL SHEET #4</b>	PROJECT NAME: STARKSBORO-HINESBURG
	PROJECT NUMBER: STP 2930(1)
	FILE NAME: p10b266.dgn
	PLOT DATE: 28-NOV-2012
DESIGNED BY: STANTEC	CHECKED BY: MCF
IPARM FILE: p10b266tsds04.i	SHEET I15 OF I19



NOTES:  
1. ALL SHEETING SHALL BE ASTM D 4956 TYPE III MINIMUM PER 750.08.  
2. ALL STREET NAME SIGNS ARE TWO SIDED UNLESS OTHERWISE NOTED.