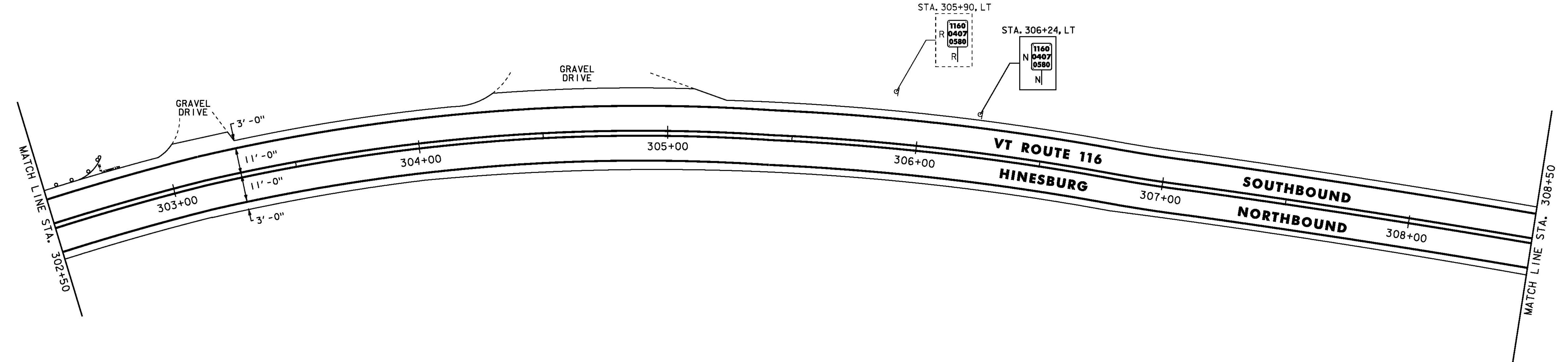


**STEEL BEAM GUARDRAIL, GALVANIZED W/8 FEET POSTS**  
 STA. 302+50 TO 302+75, LT  
**ANCHOR FOR STEEL BEAM RAIL**  
 STA. 302+75, LT  
**REMOVAL AND DISPOSAL OF GUARDRAIL**  
 STA. 302+50 TO 302+76, LT

**DURABLE 4 INCH WHITE LINE**  
 (ALL LINES WILL INCLUDE EDGE LINE BREAKS AND  
 RADII FOR SIDE ROADS)  
 STA. 302+50 TO 308+50, SOLID LT & RT  
**DURABLE 4 INCH YELLOW LINE**  
 (ALL LINES WILL INCLUDE  $\odot$  BREAKS FOR SIDE ROADS)  
 STA. 302+50 TO 308+50, SOLID LT & RT

**TEMPORARY 4 INCH WHITE LINE, PAINT**  
 (ALL LINES WILL INCLUDE EDGE LINE BREAKS AND  
 RADII FOR SIDE ROADS)  
 STA. 302+50 TO 308+50, SOLID LT & RT  
**TEMPORARY 4 INCH YELLOW LINE, PAINT**  
 (ALL LINES WILL INCLUDE  $\odot$  BREAKS FOR SIDE ROADS)  
 STA. 302+50 TO 308+50, SOLID LT & RT

**REMOVING SIGNS**  
 AS SHOWN - 1



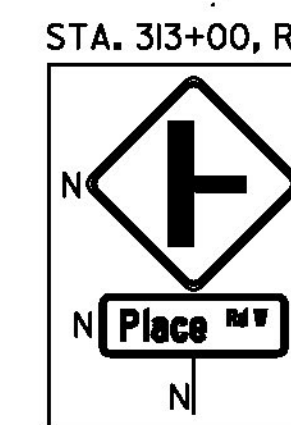
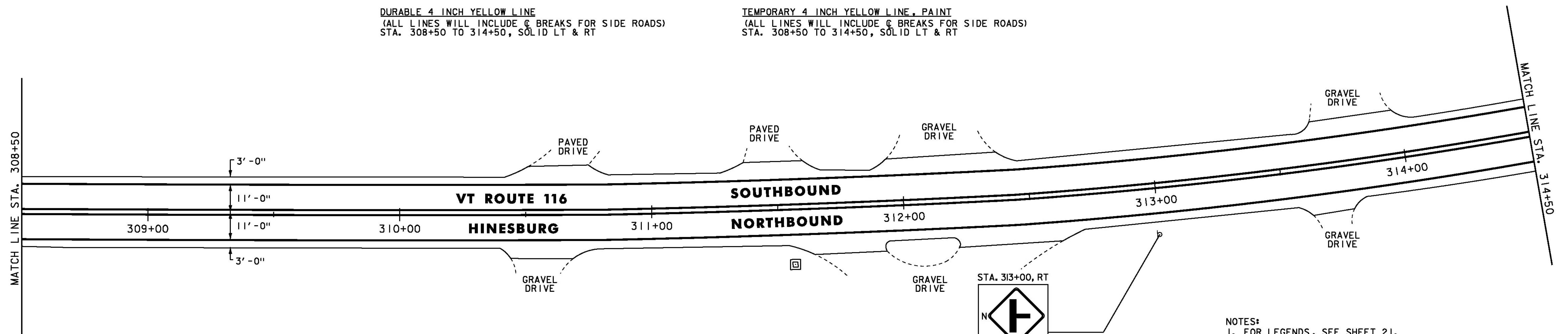
**REHAB. DIS. CBS OR MHS, CLASS I OR II**  
 STA. 311+56, RT (THROAT DI)

**DURABLE 4 INCH WHITE LINE**  
 (ALL LINES WILL INCLUDE EDGE LINE BREAKS AND  
 RADII FOR SIDE ROADS)  
 STA. 308+50 TO 314+50, SOLID LT & RT

**TEMPORARY 4 INCH WHITE LINE, PAINT**  
 (ALL LINES WILL INCLUDE EDGE LINE BREAKS AND  
 RADII FOR SIDE ROADS)  
 STA. 308+50 TO 314+50, SOLID LT & RT

**DURABLE 4 INCH YELLOW LINE**  
 (ALL LINES WILL INCLUDE  $\odot$  BREAKS FOR SIDE ROADS)  
 STA. 308+50 TO 314+50, SOLID LT & RT

**TEMPORARY 4 INCH YELLOW LINE, PAINT**  
 (ALL LINES WILL INCLUDE  $\odot$  BREAKS FOR SIDE ROADS)  
 STA. 308+50 TO 314+50, SOLID LT & RT



- NOTES:  
 1. FOR LEGENDS, SEE SHEET 21.  
 2. ALL EXISTING SIGNS NOT SHOWN SHALL BE RETAINED.  
 3. SEE QUANTITY SHEETS FOR DURABLE PAVEMENT MARKING OPTIONS.

NOT TO SCALE

**PROJECT LAYOUT SHEET #57**



PROJECT NAME: STARKSBORO-HINESBURG  
 PROJECT NUMBER: STP 2930(I)

FILE NAME: p10b266.dgn  
 PROJECT LEADER: JLL  
 DESIGNED BY: STANTEC  
 IPARM FILE: p10b266157.i

PLOT DATE: 28-NOV-2012  
 DRAWN BY: STANTEC  
 CHECKED BY: MCF  
 SHEET 77 OF 119