

STEEL BEAM GUARDRAIL, GALVANIZED
STA. 206+50 TO 212+50, LT

REMOVAL AND DISPOSAL OF GUARDRAIL
STA. 206+50 TO 212+50, LT

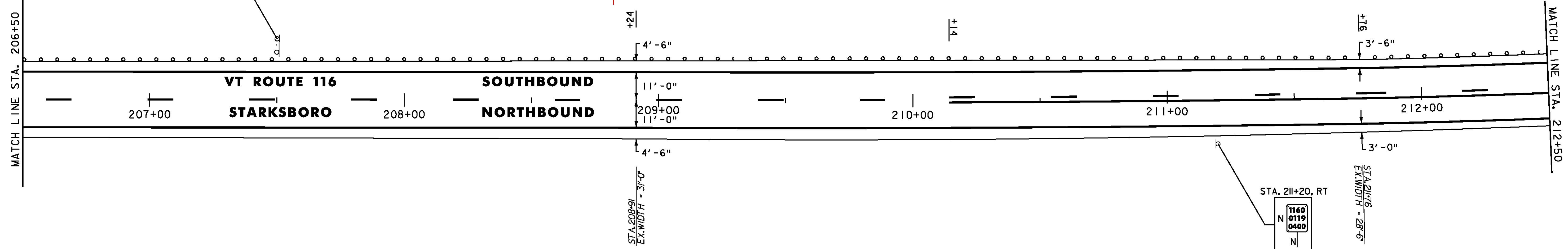

DURABLE 4 INCH WHITE LINE
(ALL LINES WILL INCLUDE EDGE LINE BREAKS AND
RADI FOR SIDE ROADS)
STA. 206+50 TO 212+50, SOLID LT & RT

TEMPORARY 4 INCH WHITE LINE, PAINT
(ALL LINES WILL INCLUDE EDGE LINE BREAKS AND
RADI FOR SIDE ROADS)
STA. 206+50 TO 212+50, SOLID LT & RT

DURABLE 4 INCH YELLOW LINE
(ALL LINES WILL INCLUDE C BREAKS FOR SIDE ROADS)
STA. 206+50 TO 210+14, DASHED C
STA. 210+14 TO 212+50, DASHED LT, SOLID RT

TEMPORARY 4 INCH YELLOW LINE, PAINT
(ALL LINES WILL INCLUDE C BREAKS FOR SIDE ROADS)
STA. 206+50 TO 210+14, DASHED C
STA. 210+14 TO 212+50, DASHED LT, SOLID RT

STA. 207+50, LT



STEEL BEAM GUARDRAIL, GALVANIZED
STA. 212+50 TO 217+40, LT

ANCHOR FOR STEEL BEAM RAIL
STA. 217+40, LT

DURABLE 24 INCH STOP BAR
STA. 216+94, LT (STATES PRISON HOLLOW ROAD TH-3)

TEMPORARY 4 INCH YELLOW LINE, PAINT
(ALL LINES WILL INCLUDE C BREAKS FOR SIDE ROADS)
STA. 212+50 TO 216+89, DASHED LT, SOLID RT
STA. 216+89 TO 218+50, SOLID LT & RT
STA. 216+94, DOUBLE SOLID LT (STATES PRISON HOLLOW ROAD TH-3)

REMOVING SIGNS
AS SHOWN - 4

STATES PRISON HOLLOW ROAD
TH-3
MM 4.109 = STA. 216+94
(PAVED)

REMOVAL AND DISPOSAL OF GUARDRAIL
STA. 212+50 TO 217+40, LT

DURABLE LETTER OR SYMBOL
STA. 216+94, LT "STOP" (STATES PRISON HOLLOW ROAD TH-3)

TEMPORARY 24 INCH STOP BAR, PAINT
STA. 216+94, LT (STATES PRISON HOLLOW ROAD TH-3)

STA. 217+58, LT
LEGAL LOAD LIMIT
24,000
POUNDS

STA. 217+61, LT

* MATCH EXISTING PAVEMENT MARKINGS

DURABLE 4 INCH WHITE LINE
(ALL LINES WILL INCLUDE EDGE LINE BREAKS AND
RADI FOR SIDE ROADS)
STA. 212+50 TO 218+50, SOLID LT & RT
STA. 216+94, SOLID LT (EDGELINES, STATES PRISON HOLLOW ROAD TH-3)

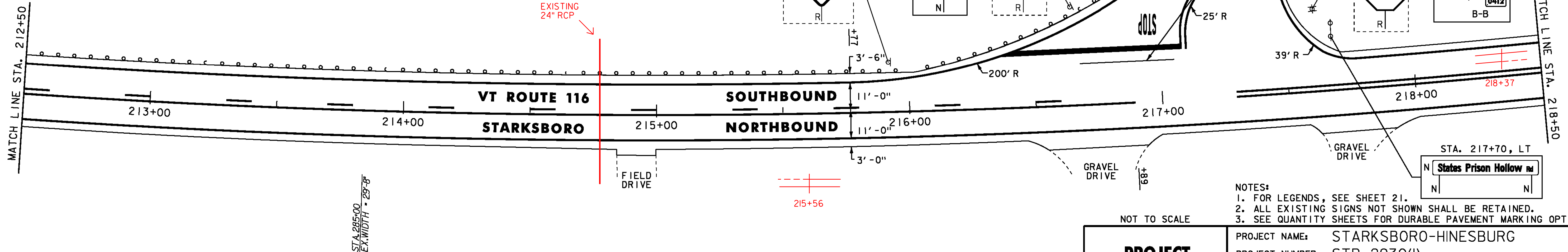
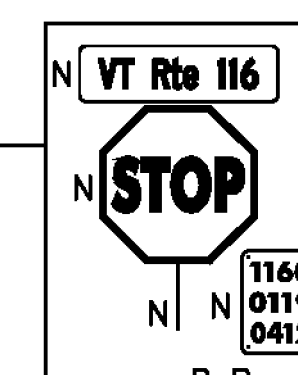
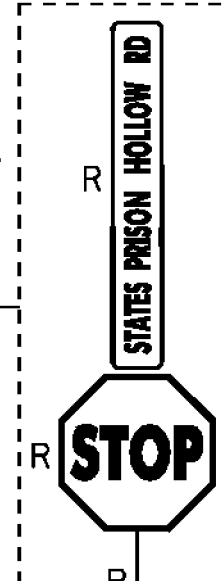
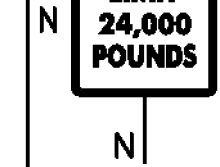
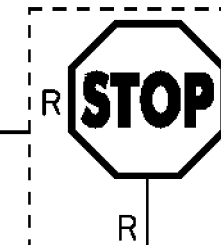

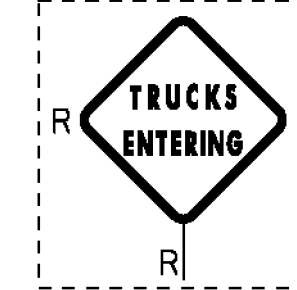
TEMPORARY 4 INCH WHITE LINE, PAINT
(ALL LINES WILL INCLUDE EDGE LINE BREAKS AND
RADI FOR SIDE ROADS)
STA. 212+50 TO 218+50, SOLID LT & RT
STA. 216+94, SOLID LT (EDGELINES, STATES
PRISON HOLLOW ROAD TH-3)

TEMPORARY LETTER OR SYMBOL, PAINT
STA. 216+94, LT "STOP"
(STATES PRISON HOLLOW ROAD TH-3)

DURABLE 4 INCH YELLOW LINE
(ALL LINES WILL INCLUDE C BREAKS FOR SIDE ROADS)
STA. 212+50 TO 216+89, DASHED LT, SOLID RT
STA. 216+89 TO 218+50, SOLID LT & RT
STA. 216+94, DOUBLE SOLID LT (STATES PRISON HOLLOW ROAD TH-3)

STA. 215+92, LT

STA. 216+65, LT



- NOTES:
1. FOR LEGENDS, SEE SHEET 21.
2. ALL EXISTING SIGNS NOT SHOWN SHALL BE RETAINED.
3. SEE QUANTITY SHEETS FOR DURABLE PAVEMENT MARKING OPTIONS.

NOT TO SCALE

PROJECT LAYOUT SHEET #13

PROJECT NAME: STARKSBORO-HINESBURG
PROJECT NUMBER: STP 2930(I)

FILE NAME: p10b266.dgn
PROJECT LEADER: JLL
DESIGNED BY: STANTEC
IPARM FILE: p10b266113.i

PLOT DATE: 28-NOV-2012
DRAWN BY: STANTEC
CHECKED BY: MCF
SHEET 33 OF 119

