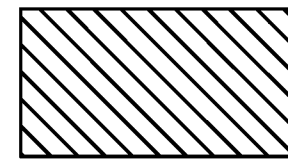



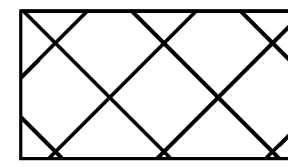
REDEVELOPED IMPERVIOUS = 6986 sf = 0.16 ac



EXPANSION IMPERVIOUS = 492 sf = 0.012 ac



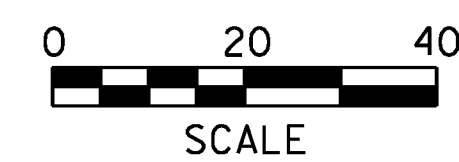
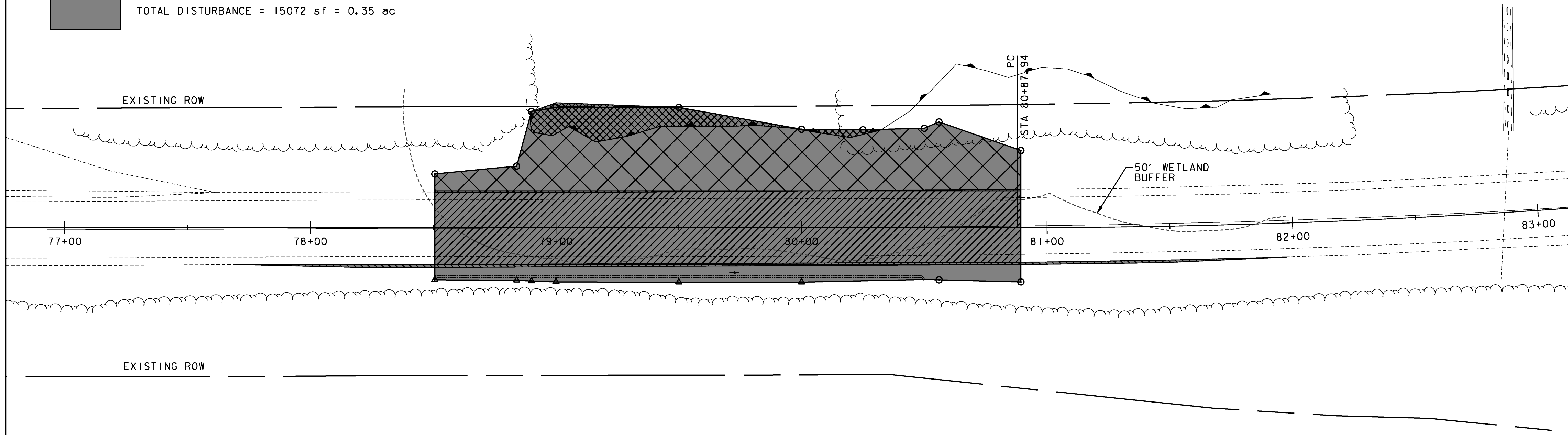

WETLAND DISTURBANCE = 902 sf = 0.02 ac



50' WETLAND BUFFER DISTURBANCE = 5259 sf = 0.12 ac



TOTAL DISTURBANCE = 15072 sf = 0.35 ac



**SITE 1
DISTURBANCE
PLAN**

PROJECT NAME: FLETCHER	PLOT DATE: 11/15/2012
PROJECT NUMBER: STP 027-1(22)	DRAWN BY: STANTEC
FILE NAME: ...\\plotfiles\zlib064bdr_dist1.dgn	CHECKED BY: MCF
PROJECT LEADER: GAE	SHEET 370 OF 387
DESIGNED BY: ISM	