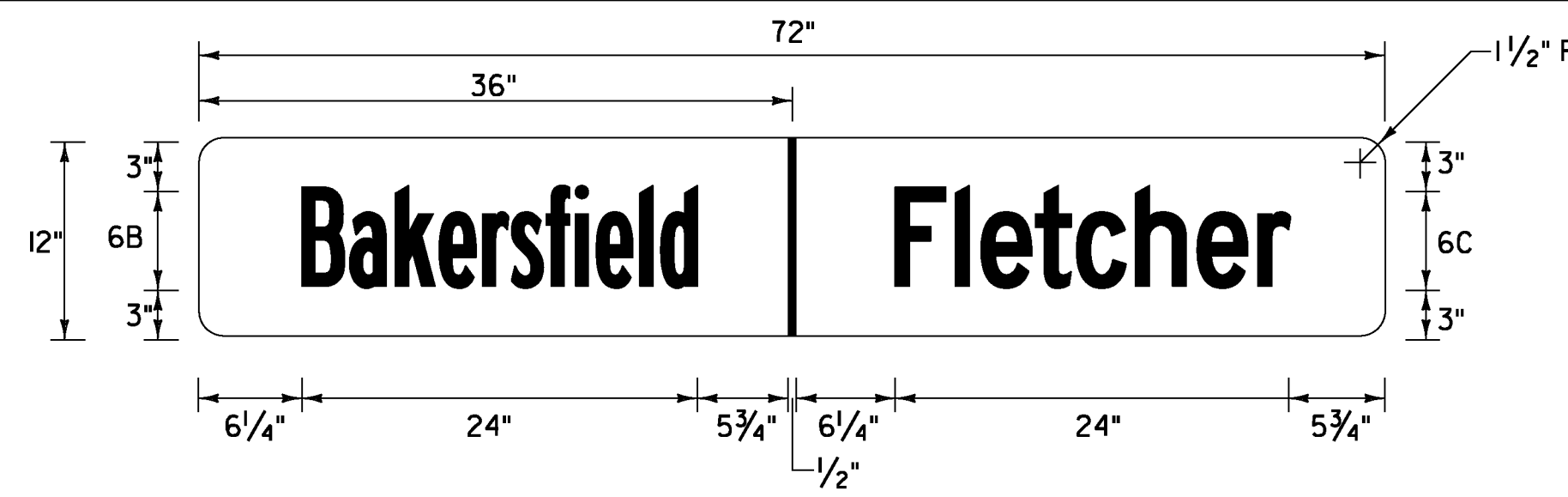


**VD-024**

LOCATION: CAMBRIDGE STA. 693+84, RT. = FLETCHER STA. 0+00, RT.

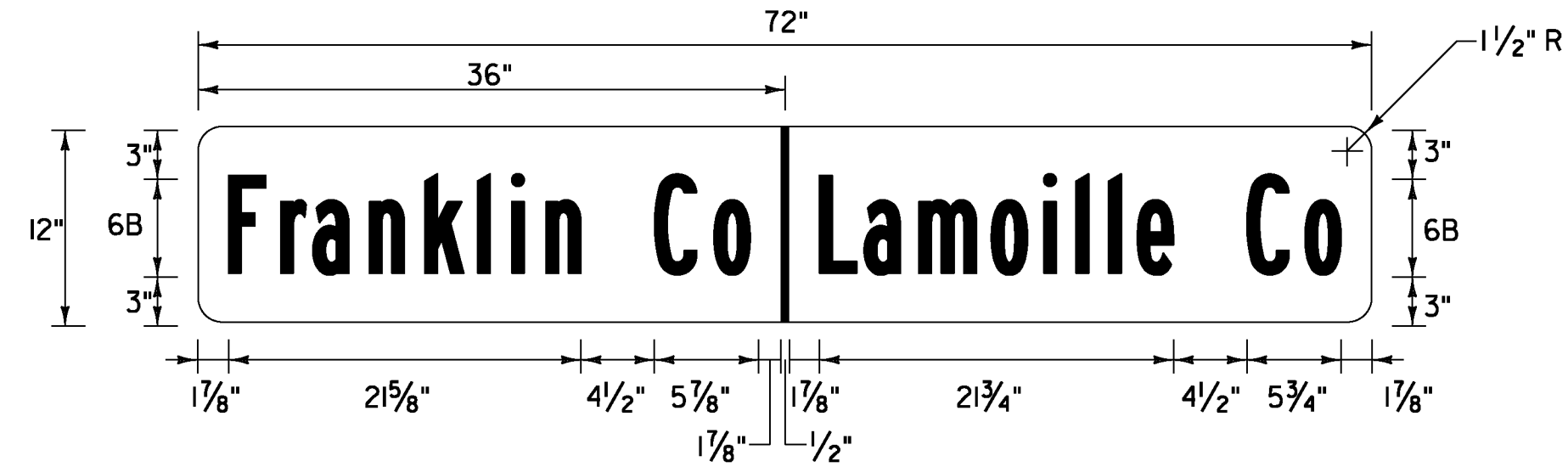
COLOR: WHITE DIVIDER & TEXT (RETROREFLECTIVE)  
GREEN BACKGROUND (RETROREFLECTIVE)



**VD-024**

LOCATION: FLETCHER STA. 123+13, RT. = BAKERSFIELD STA. 0+00, RT.

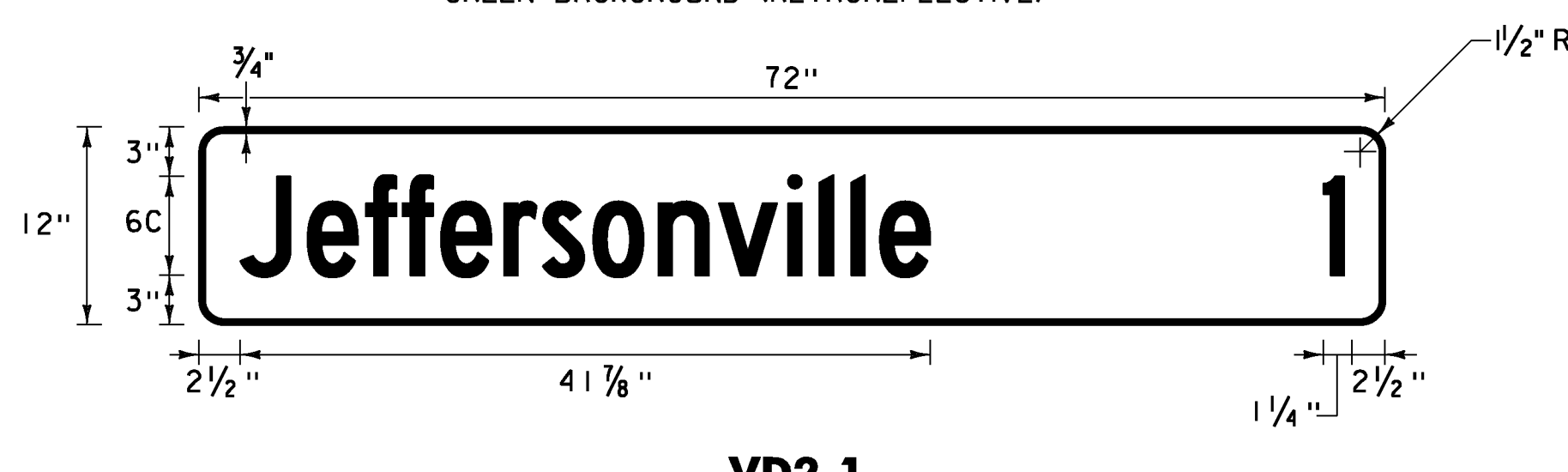
COLOR: WHITE DIVIDER & TEXT (RETROREFLECTIVE)  
GREEN BACKGROUND (RETROREFLECTIVE)



**VD-025**

LOCATION: CAMBRIDGE STA. 693+84, RT. = FLETCHER STA. 0+00, RT.

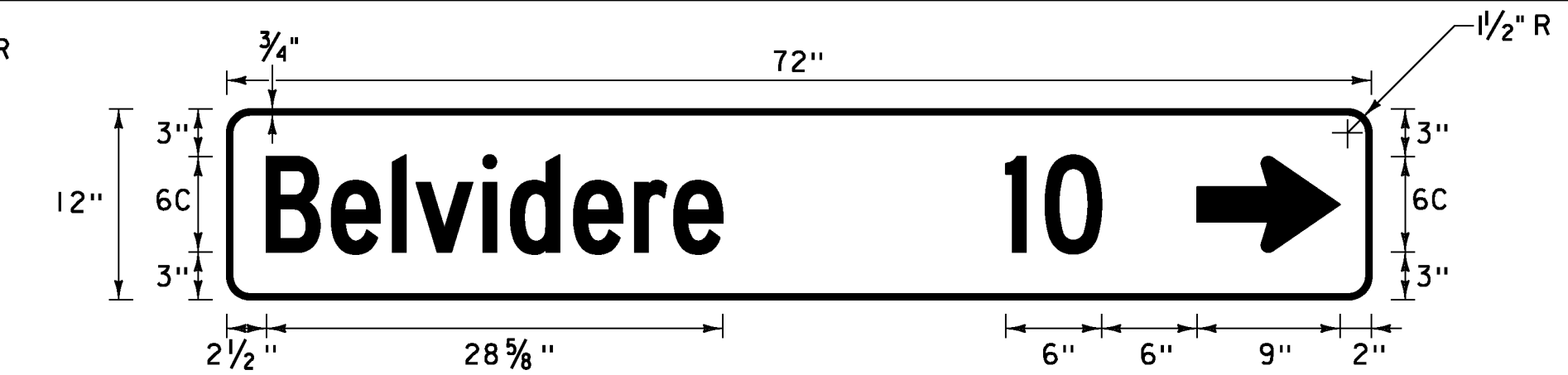
COLOR: WHITE DIVIDER & TEXT (RETROREFLECTIVE)  
GREEN BACKGROUND (RETROREFLECTIVE)



**VD2-1**

LOCATION: CAMBRIDGE STA. 497+00, LT

COLOR: WHITE BORDER AND TEXT (RETROREFLECTIVE)  
GREEN BACKGROUND (RETROREFLECTIVE)  
MATERIAL: 0.125" FLAT SHEET ALUMINUM



**VD1-1a**

LOCATION: CAMBRIDGE STA. 498+50, RT

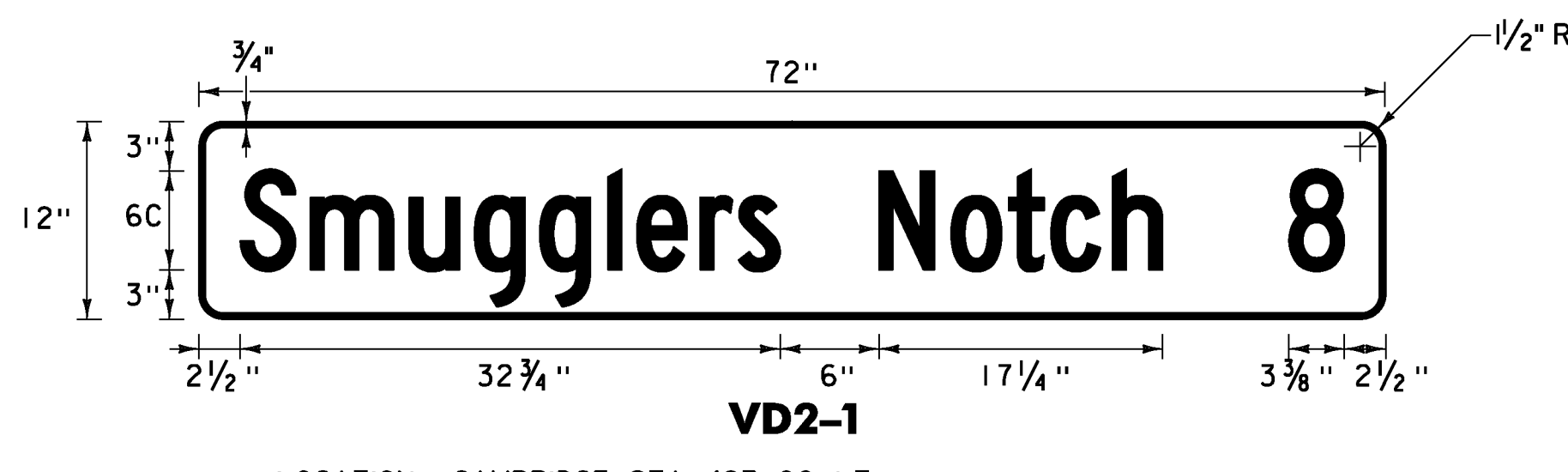
COLOR: WHITE BORDER AND TEXT (RETROREFLECTIVE)  
GREEN BACKGROUND (RETROREFLECTIVE)  
MATERIAL: 0.125" FLAT SHEET ALUMINUM



**VD1-1a**

LOCATION: CAMBRIDGE STA. 504+37, LT

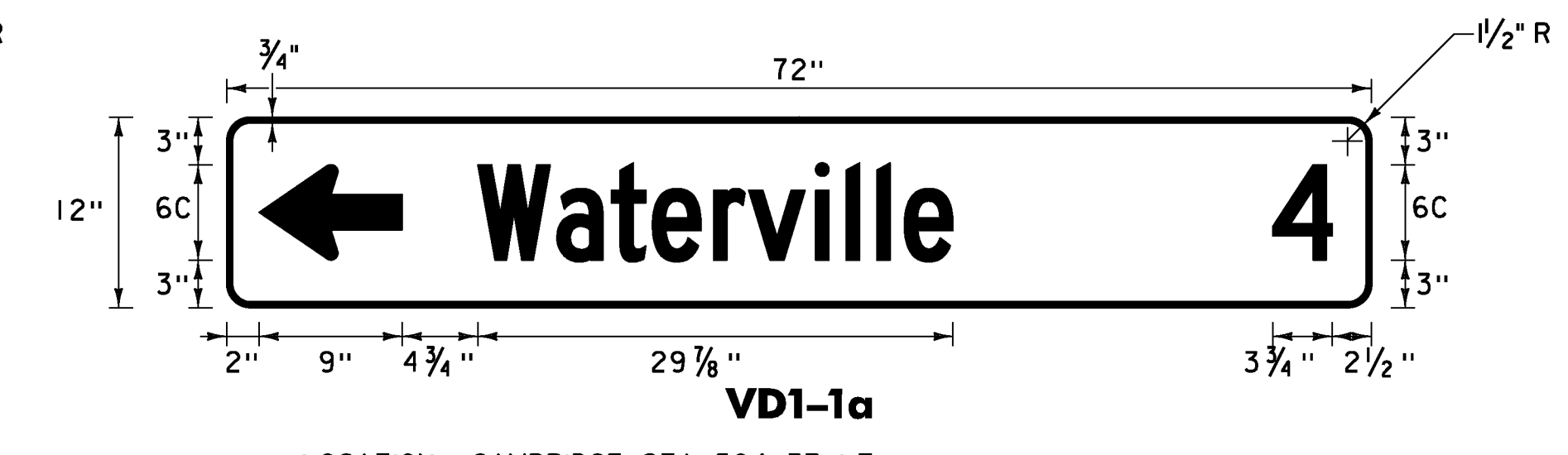
COLOR: WHITE BORDER AND TEXT (RETROREFLECTIVE)  
GREEN BACKGROUND (RETROREFLECTIVE)  
MATERIAL: 0.125" FLAT SHEET ALUMINUM



**VD2-1**

LOCATION: CAMBRIDGE STA. 497+00, LT

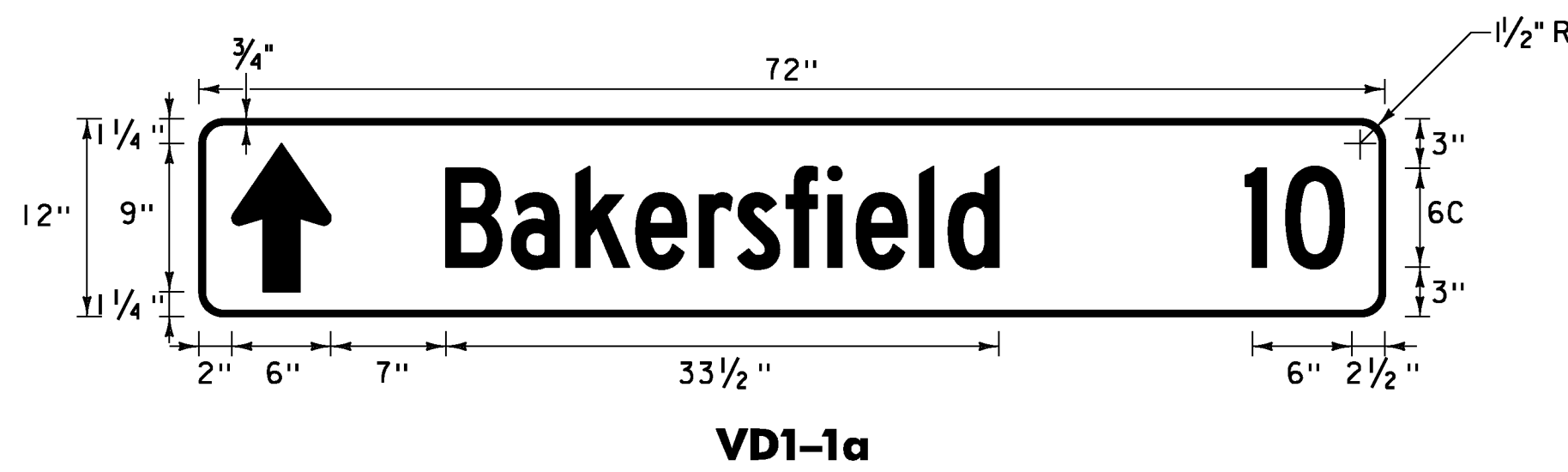
COLOR: WHITE BORDER AND TEXT (RETROREFLECTIVE)  
GREEN BACKGROUND (RETROREFLECTIVE)  
MATERIAL: 0.125" FLAT SHEET ALUMINUM



**VD1-1a**

LOCATION: CAMBRIDGE STA. 504+37, LT

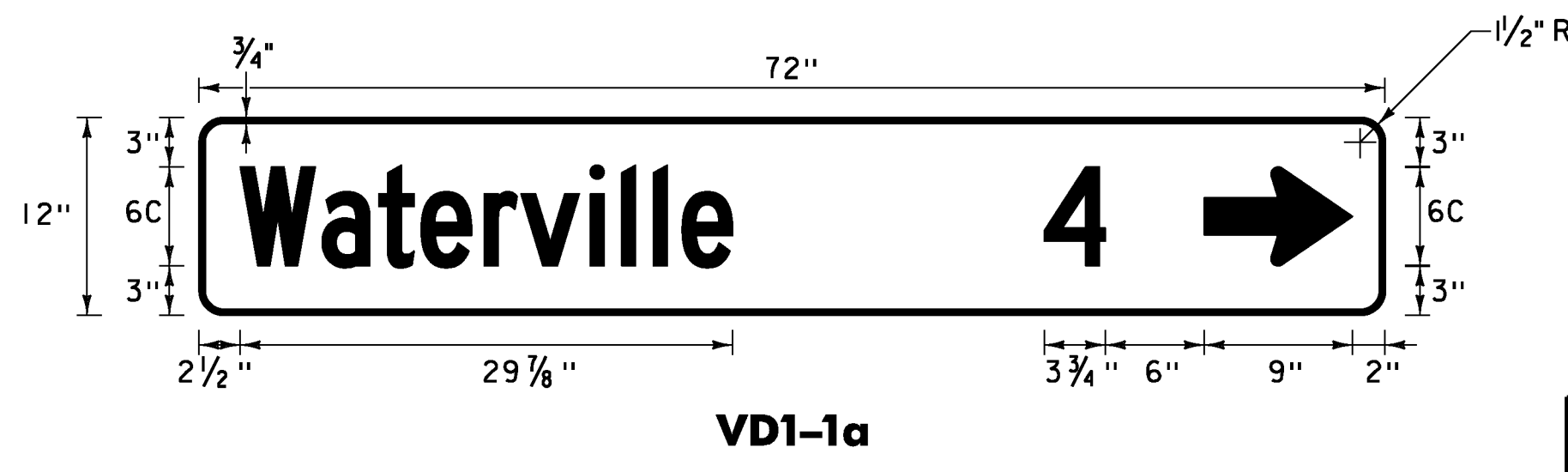
COLOR: WHITE BORDER AND TEXT (RETROREFLECTIVE)  
GREEN BACKGROUND (RETROREFLECTIVE)  
MATERIAL: 0.125" FLAT SHEET ALUMINUM



**VD1-1a**

LOCATION: CAMBRIDGE STA. 498+50, RT

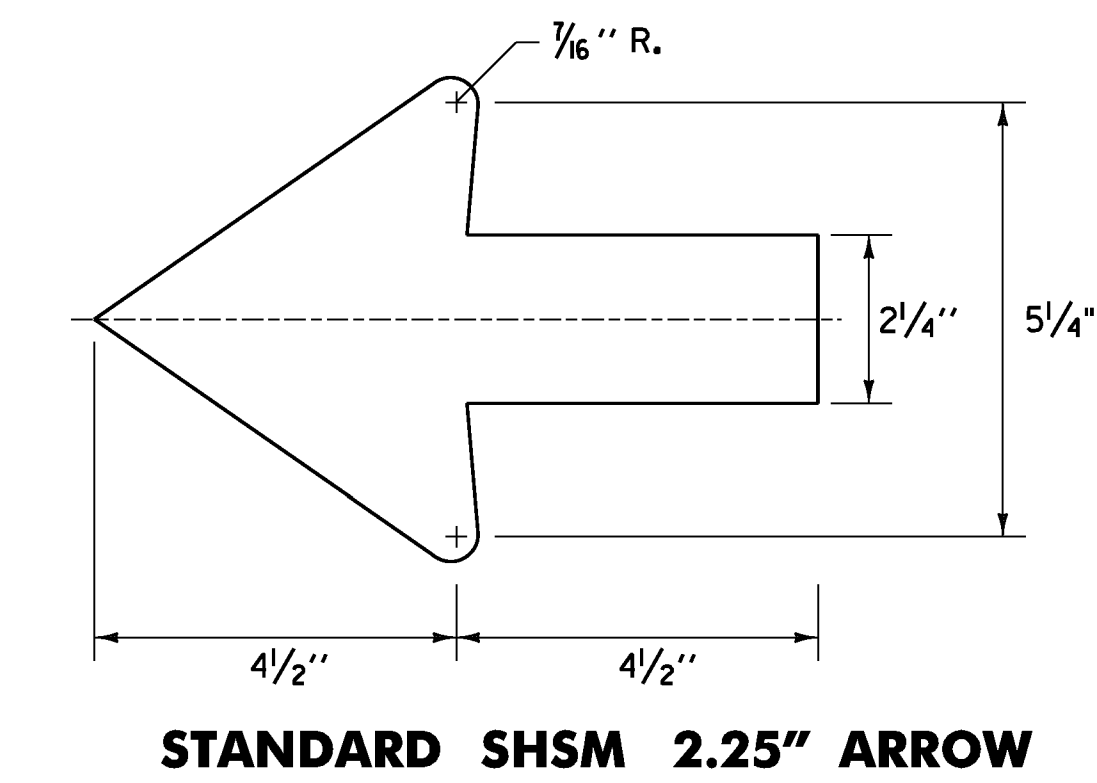
COLOR: WHITE BORDER AND TEXT (RETROREFLECTIVE)  
GREEN BACKGROUND (RETROREFLECTIVE)  
MATERIAL: 0.125" FLAT SHEET ALUMINUM



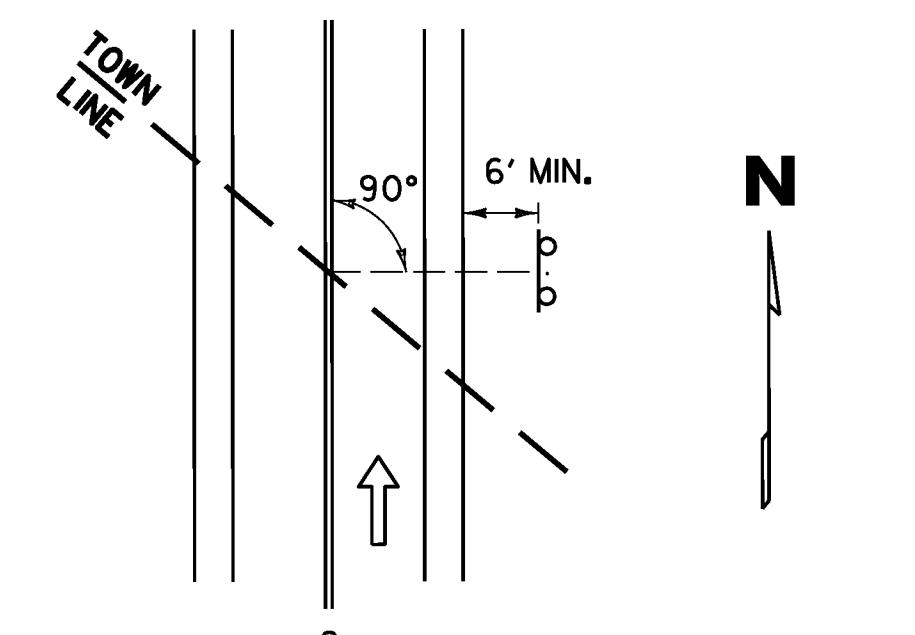
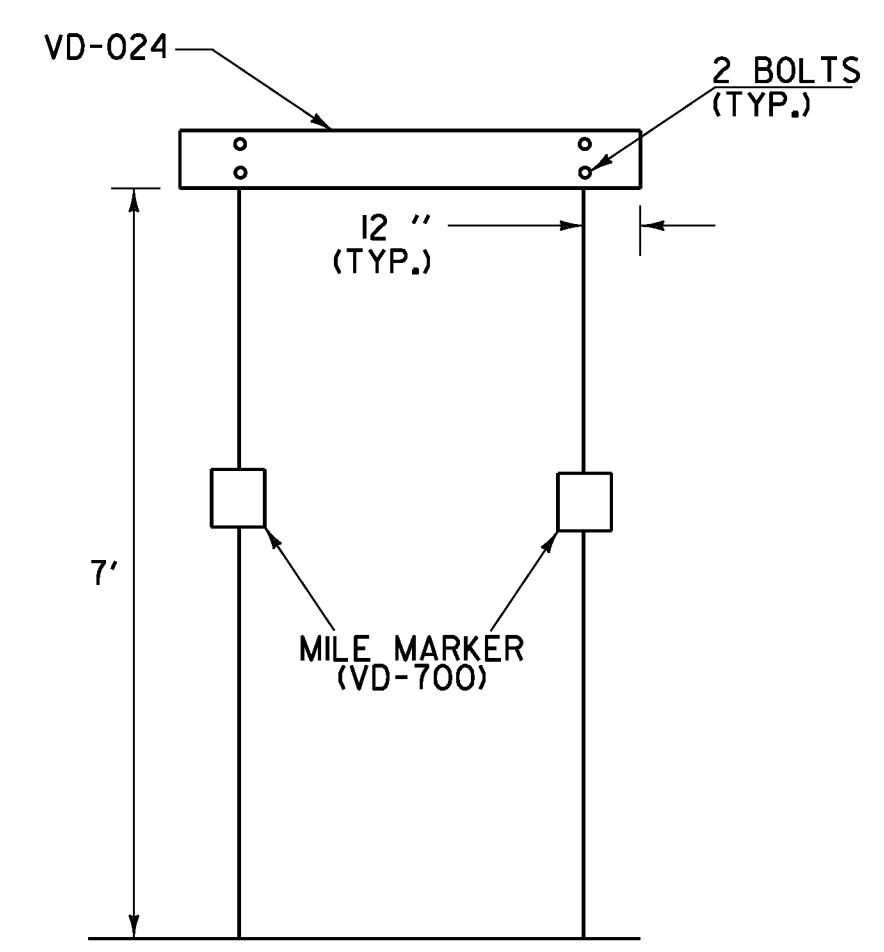
**VD1-1a**

LOCATION: CAMBRIDGE STA. 498+50, RT

COLOR: WHITE BORDER AND TEXT (RETROREFLECTIVE)  
GREEN BACKGROUND (RETROREFLECTIVE)  
MATERIAL: 0.125" FLAT SHEET ALUMINUM



**STANDARD SHSM 2.25" ARROW**



THE SIGN SHALL BE MOUNTED PARALLEL WITH THE ROADWAY, NORMALLY ON RIGHT SIDE TRAVELING WEST TO EAST OR SOUTH TO NORTH.

WHEN CROSSING COUNTY BOUNDARIES AN ADDITIONAL COUNTY LINE SIGN (VD-025) SHALL BE MOUNTED BELOW THE TOWN LINE SIGN (VD-024) MAINTAINING A SEVEN FOOT CLEARANCE.

**TOWN LINE SIGN NOTES:**

- WORD TO WORD SPACING FOR MULTIPLE TEXT TOWN NAMES IS ADJUSTABLE TO ACCOMMODATE DIMENSION REQUIREMENTS.
- DIMENSIONS SHOWN ARE APPROXIMATE AND MAY BE ADJUSTED SLIGHTLY TO ACCOMMODATE VARIOUS MANUFACTURER'S LETTER WIDTHS.
- ALL DIMENSIONS ARE IN INCHES EXCEPT WHERE NOTED.
- THE SIGN BASE MATERIAL SHALL BE FLAT SHEET ALUMINUM 0.125" MINIMUM THICKNESS. THE RETROREFLECTIVE MATERIAL SHALL BE SHEETING APPLIED TO THE ENTIRE BACKGROUND OF THE SIGN. THE LEGEND SHALL BE CUT-OUT RETROREFLECTIVE LEGEND. ALL RETROREFLECTIVE MATERIAL SHALL BE EQUAL TO OR EXCEEDING THE "THE AMERICAN SOCIETY OF TESTING AND MATERIALS" (ASTM) D 4956 TYPE III.
- SIGNS SHALL HAVE A RETROREFLECTIVE WHITE LEGEND ON A RETROREFLECTIVE GREEN BACKGROUND.
- LEGEND SHALL CONFORM WITH THE STANDARD ALPHABETS FOR HIGHWAY SIGNS APPROVED BY THE NATIONAL JOINT COMMITTEE ON UNIFORM TRAFFIC CONTROL DEVICES.



<b>TRAFFIC SIGN DETAIL SHEET #1</b>	NOT TO SCALE		NOTE: SEE TRAFFIC SIGN NOTES ON SHEET 101	
	PROJECT NAME: CAMBRIDGE-BAKERSFIELD		PROJECT NUMBER: STP 2926(1)	
	FILE NAME: p10b258.dgn	PLOT DATE: 11/15/2012	PROJECT LEADER: JLL	DRAWN BY: STANTEC
DESIGNED BY: STANTEC	CHECKED BY: STANTEC	SHEET 97 OF 387		