

STONE FILL, TYPE I
STA. 689+50 TO 690+00, RT

DURABLE 4 INCH WHITE LINE
(ALL LINES WILL INCLUDE EDGE LINE BREAKS AND RADII FOR SIDE ROADS)
CAMBRIDGE STA. 689+50 TO STA. 693+84.48 SOLID LT & RT
FLETCHER STA. 0+00 TO STA. 0+50, SOLID LT & RT

DURABLE 4 INCH YELLOW LINE
(ALL LINES WILL INCLUDE \bar{C} BREAKS FOR SIDE ROADS)
CAMBRIDGE STA. 689+50 TO STA. 693+84.48 SOLID LT & RT
FLETCHER STA. 0+00 TO STA. 0+50, SOLID LT & RT

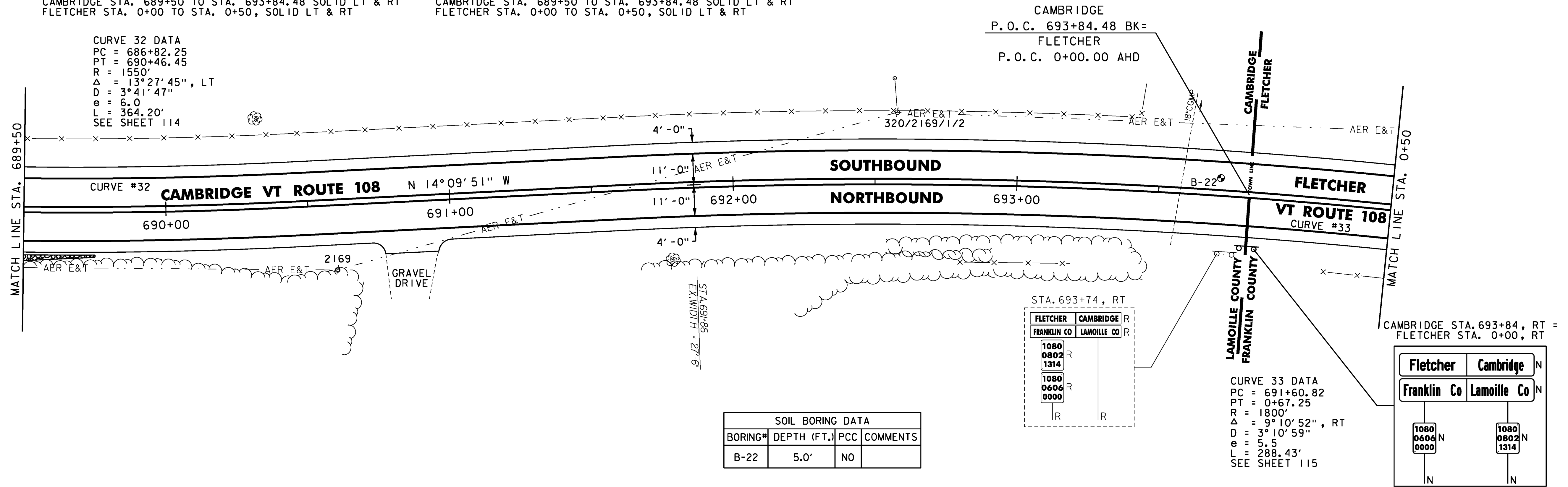
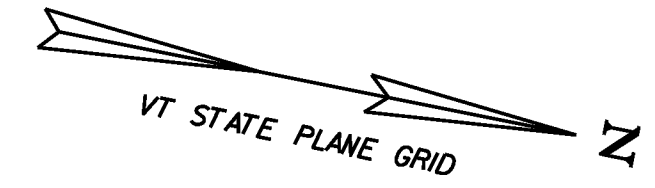
TEMPORARY 4 INCH WHITE LINE, PAINT
(ALL LINES WILL INCLUDE EDGE LINE BREAKS AND RADII FOR SIDE ROADS)
CAMBRIDGE STA. 689+50 TO STA. 693+84.48 SOLID LT & RT
FLETCHER STA. 0+00 TO STA. 0+50, SOLID LT & RT

TEMPORARY 4 INCH YELLOW LINE, PAINT
(ALL LINES WILL INCLUDE \bar{C} BREAKS FOR SIDE ROADS)
CAMBRIDGE STA. 689+50 TO STA. 693+84.48 SOLID LT & RT
FLETCHER STA. 0+00 TO STA. 0+50, SOLID LT & RT

GEOTEXTILE UNDER STONE FILL
STA. 689+50 TO 689+75, RT

GRUBBING MATERIAL
STA. 689+50 TO 689+75, RT

REMOVING SIGNS
AS SHOWN - 4



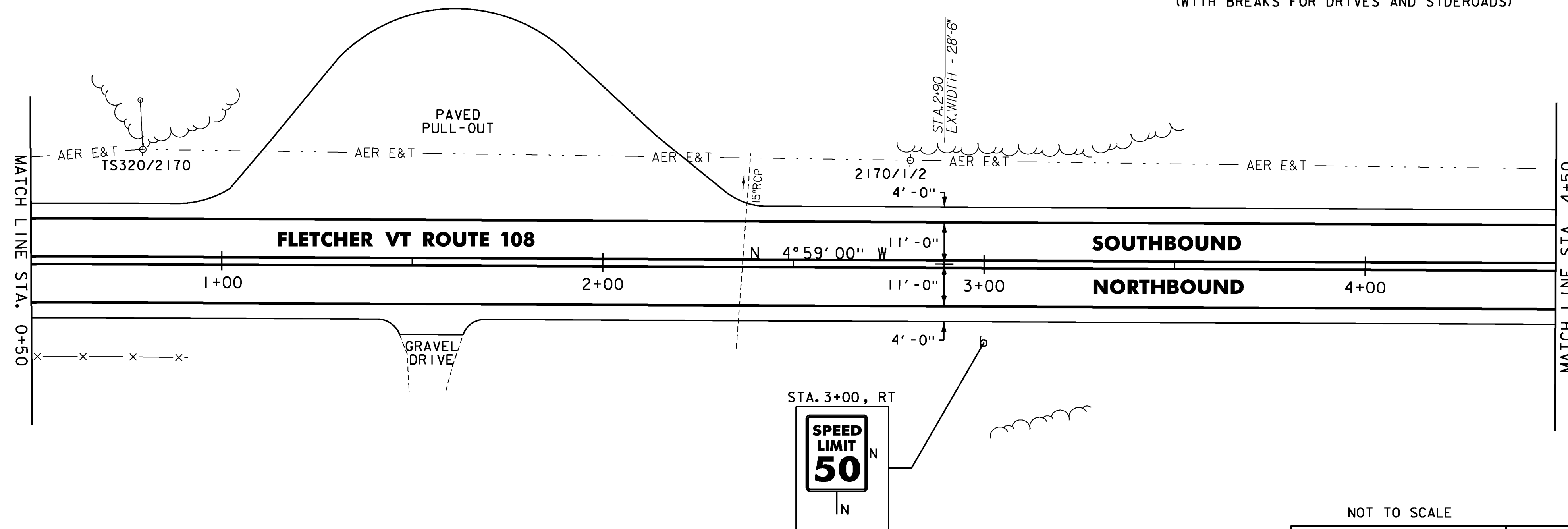
DURABLE 4 INCH WHITE LINE
(ALL LINES WILL INCLUDE EDGE LINE BREAKS AND RADII FOR SIDE ROADS)
FLETCHER STA. 0+50 TO 4+50, SOLID LT & RT

DURABLE 4 INCH YELLOW LINE
(ALL LINES WILL INCLUDE \bar{C} BREAKS FOR SIDE ROADS)
FLETCHER STA. 0+50 TO 4+50, SOLID LT & RT

TEMPORARY 4 INCH WHITE LINE, PAINT
(ALL LINES WILL INCLUDE EDGE LINE BREAKS AND RADII FOR SIDE ROADS)
FLETCHER STA. 0+50 TO 4+50, SOLID LT & RT

TEMPORARY 4 INCH YELLOW LINE, PAINT
(ALL LINES WILL INCLUDE \bar{C} BREAKS FOR SIDE ROADS)
FLETCHER STA. 0+50 TO 4+50, SOLID LT & RT

BARRIER FENCE
STA. 3+00 TO 4+50, LT
(WITH BREAKS FOR DRIVES AND SIDEROADS)



NOTES:

- FOR LEGENDS, SEE SHEET 27.
- ALL EXISTING SIGNS NOT SHOWN SHALL BE RETAINED.
- DURABLE MARKINGS DETAILED ON THIS SHEET ARE OPTION BID ITEMS. SEE SHEET 14.



PROJECT NAME: CAMBRIDGE-BAKERSFIELD
PROJECT NUMBER: STP 2926(I)

FILE NAME: p10b258.dgn
PROJECT LEADER: JLL
DESIGNED BY: STANTEC
IPARM FILE: p10b258I22.i

PLOT DATE: 11/15/2012
DRAWN BY: STANTEC
CHECKED BY: STANTEC
SHEET 48 OF 387