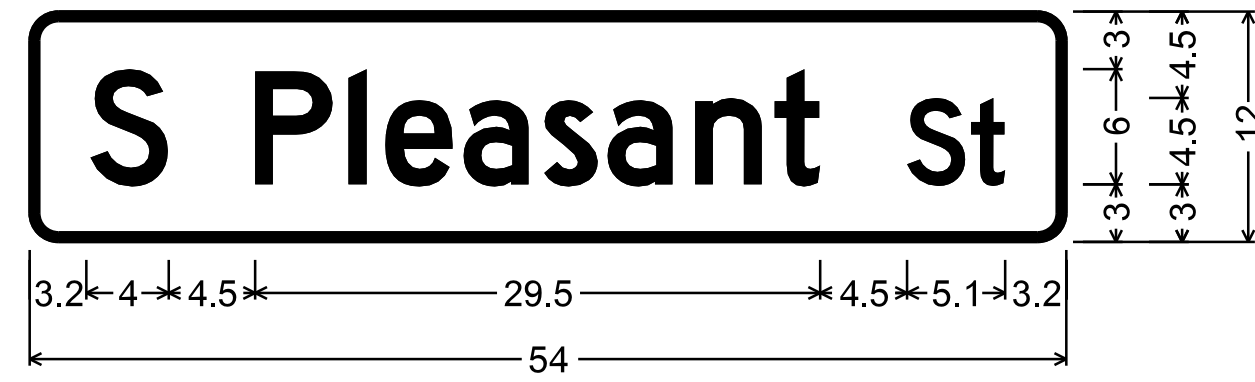


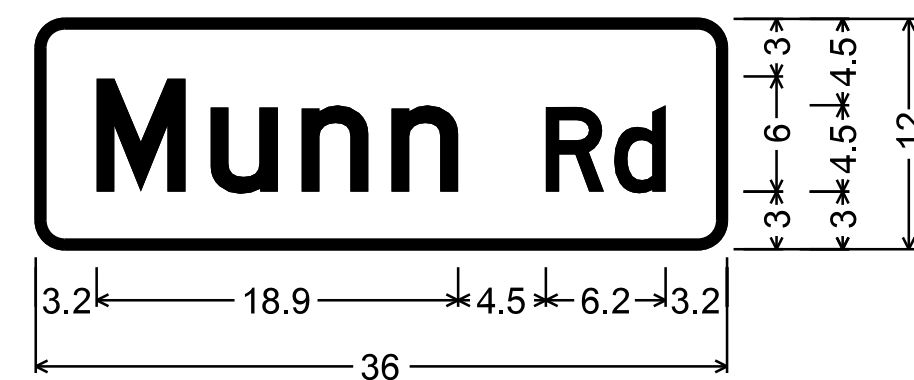
D3-1; 1.5" Radius, 0.5" Border, White on Green;
[Appleton] D 2K; [Rd] D 2K;



D3-1; 1.5" Radius, 0.5" Border, White on Green;
[S Pleasant] D 2K; [St] D 2K;



D3-1; 1.5" Radius, 0.5" Border, White on Green;
[Cobblestone] D 2K; [Aly] D 2K;



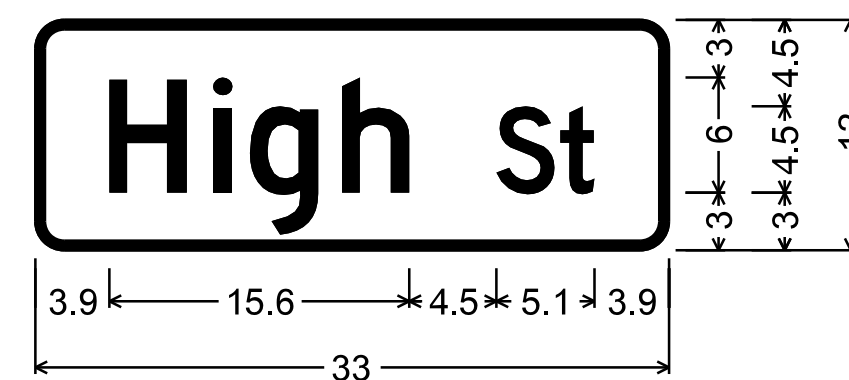
D3-1; 1.5" Radius, 0.5" Border, White on Green;
[Munn] D 2K; [Rd] D 2K;



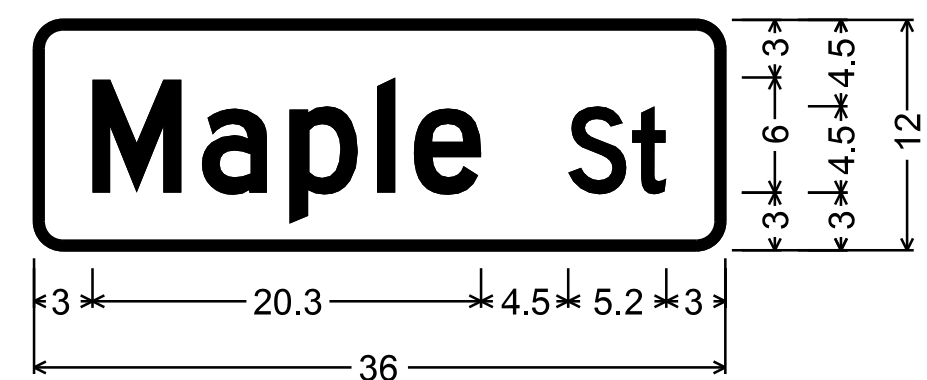
D3-1; 1.5" Radius, 0.5" Border, White on Green;
[S Main] D 2K; [St] D 2K;



D3-1; 1.5" Radius, 0.5" Border, White on Green;
[Goshen] D 2K; [Rd] D 2K;



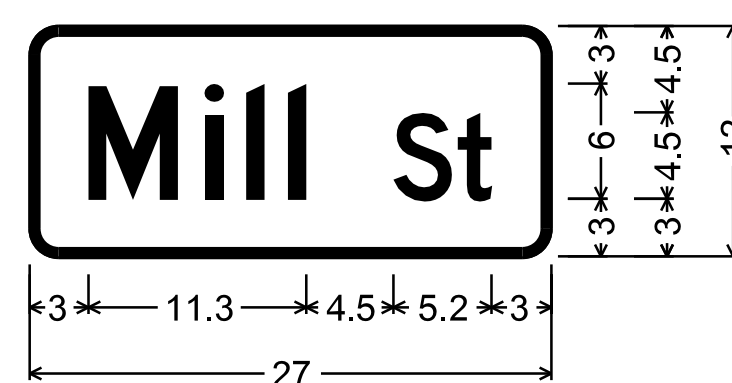
D3-1; 1.5" Radius, 0.5" Border, White on Green;
[High] D 2K; [St] D 2K;



D3-1; 1.5" Radius, 0.5" Border, White on Green;
[Maple] D 2K; [St] D 2K;



D3-1; 1.5" Radius, 0.5" Border, White on Green;
[Main] D 2K; [St] D 2K;



D3-1; 1.5" Radius, 0.5" Border, White on Green;
[Mill] D 2K; [St] D 2K;

TOWN HIGHWAY SIGNS D3-1

TOWN HIGHWAY SIGNS SHALL BE INSTALLED ON 12 INCH BRACKETS

NOT TO SCALE

SIGN DETAIL SHEET 2

PROJECT NAME: BRADFORD	PLOT DATE: 03-SEP-2014 12:52
PROJECT NUMBER: STP 2918(I)	DRAWN BY: SNG
FILE NAME: p10b236.dgn	CHECKED BY: PTS
PROJECT LEADER: PTS	SHEET 105 OF 105
DESIGNED BY: NULL	
IPARM FILE NAME: p10C238_105	