

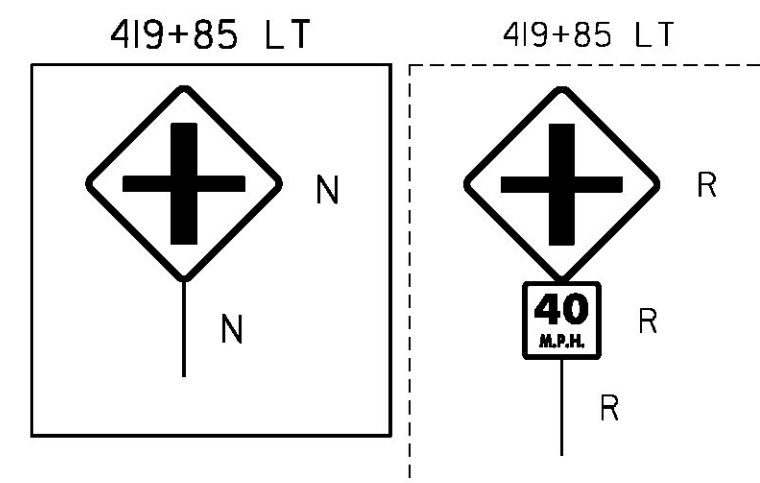
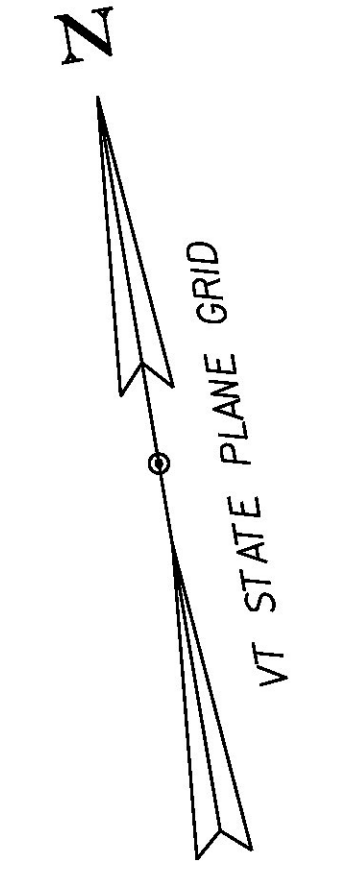
TEMPORARY 4 INCH WHITE LINE, PAINT
 DURABLE 4 INCH WHITE LINE, POLYUREA
 414+50 TO 420+50 SOLID LT & RT

TEMPORARY 4 INCH YELLOW LINE, PAINT
 DURABLE 4 INCH YELLOW LINE, POLYUREA
 414+50 TO 417+40 SOLID LT & RT
 417+40 TO 420+50 SOLID LT, DASHED RT

MILLED RUMBLE STRIPS
 414+50 TO 420+50 CL

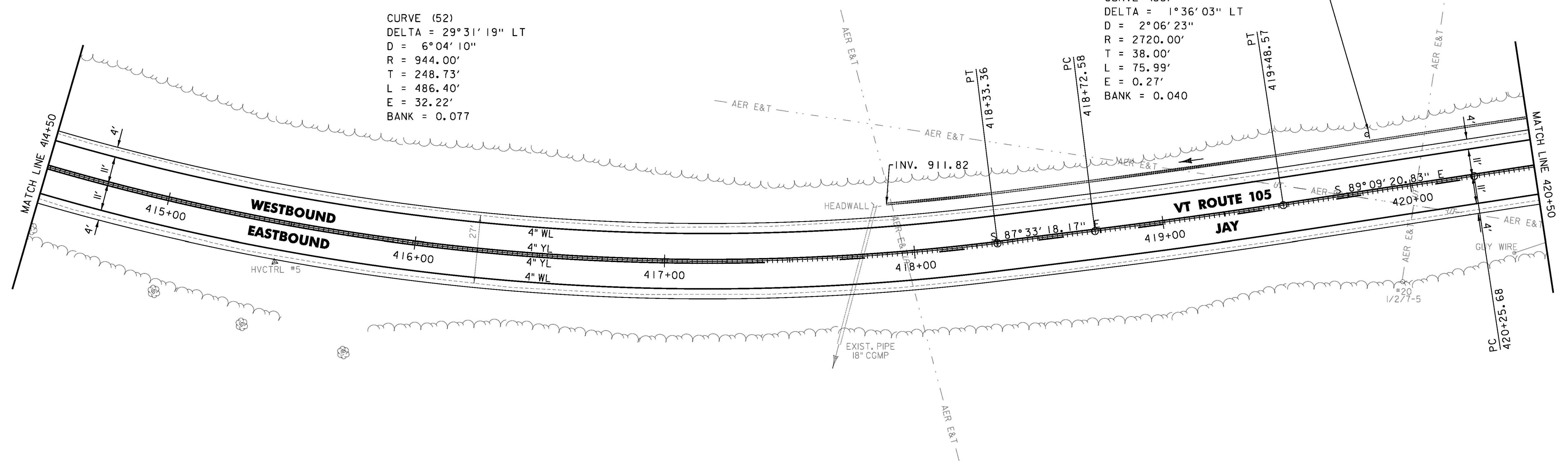
6 INCH UNDERDRAIN PIPE
 417+90 TO 420+50 LT

REMOVING SIGNS
 AS SHOWN - 2



CURVE (52)
 DELTA = 29°31'19" LT
 D = 6°04'10"
 R = 944.00'
 T = 248.73'
 L = 486.40'
 E = 32.22'
 BANK = 0.077

CURVE (53)
 DELTA = 1°36'03" LT
 D = 2°06'23"
 R = 2720.00'
 T = 38.00'
 L = 75.99'
 E = 0.27'
 BANK = 0.040



PROJECT NAME:	JAY-TROY	PLOT DATE:	5/16/2014
PROJECT NUMBER:	STP 2915(I)	DRAWN BY:	W. GORDON
FILE NAME:	z10b232bdr.dgn	CHECKED BY:	P. SHEDD
PROJECT LEADER:	P. SHEDD	DESIGNED BY:	N. LEMAY
DESIGNED BY:	N. LEMAY	PLAN SHEET	65
		SHEET	98 OF 244