

TEMPORARY 4 INCH WHITE LINE, PAINT  
 DURABLE 4 INCH WHITE LINE, POLYUREA  
 344+50 TO 348+40 SOLID LT  
 344+50 TO 350+50 SOLID RT  
 349+20 TO 350+50 SOLID LT

TEMPORARY 4 INCH YELLOW LINE, PAINT  
 DURABLE 4 INCH YELLOW LINE, POLYUREA  
 344+50 TO 348+20 DASHED LT, SOLID RT  
 348+20 TO 348+60 SOLID LT & RT  
 349+00 TO 350+50 SOLID LT & RT

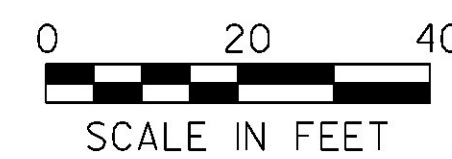
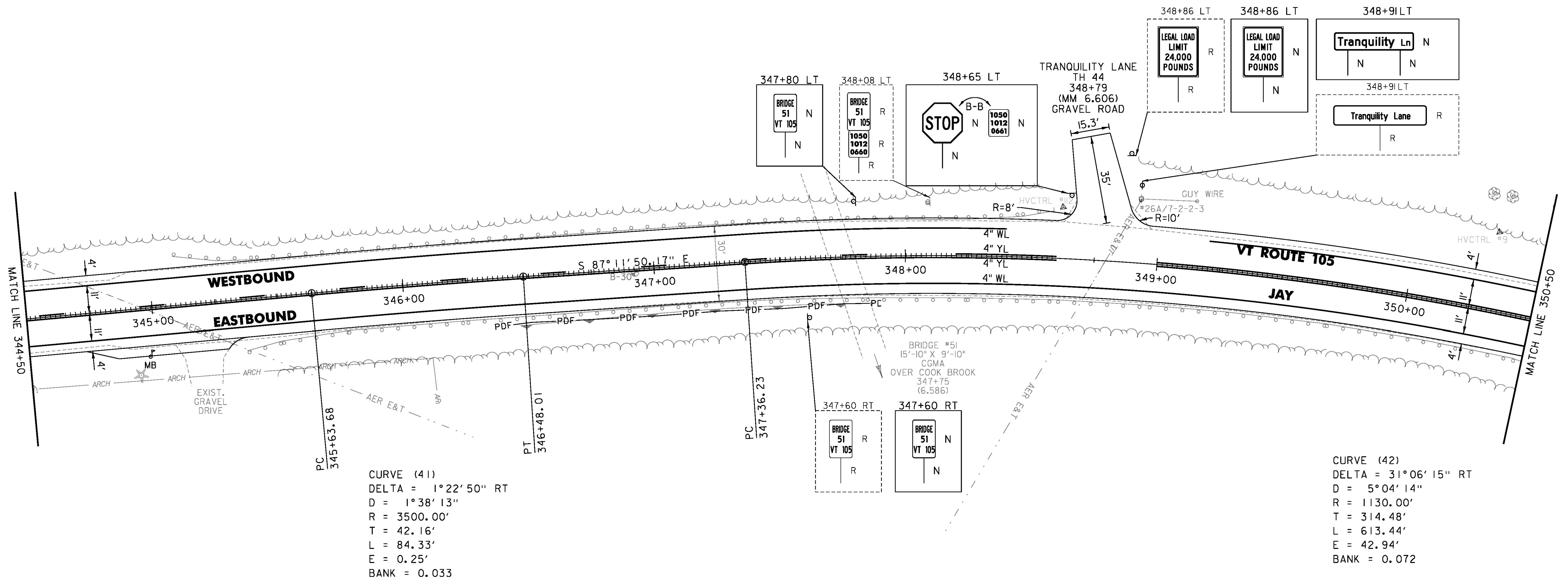
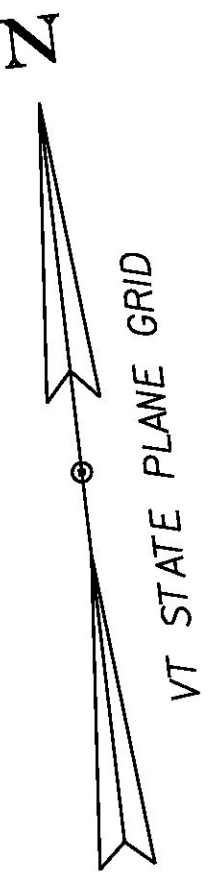
REMOVAL AND DISPOSAL OF GUARDRAIL  
 345+10 TO 348+59 LT  
 345+36 TO 350+50 RT

MILLED RUMBLE STRIPS  
 344+50 TO 348+55 CL  
 348+95 TO 350+50 CL

RELOCATE MAILBOX, SINGLE SUPPORT  
 344+98 RT

PROJECT DEMARCATION FENCE  
 346+35 TO 347+90 RT

REMOVING SIGNS  
 AS SHOWN - 5



PROJECT NAME:	JAY-TROY	PLOT DATE:	5/16/2014
PROJECT NUMBER:	STP 2915(I)	DRAWN BY:	W. GORDON
FILE NAME:	z10b232bdr.dgn	DESIGNED BY:	N. LEMAY
PROJECT LEADER:	P. SHEDD	CHECKED BY:	P. SHEDD
PLAN SHEET 53		SHEET 86	OF 244