

TEMPORARY 4 INCH WHITE LINE, PAINT  
 DURABLE 4 INCH WHITE LINE, POLYUREA  
 273+50 TO 277+62 SOLID RT  
 273+50 TO 279+50 SOLID LT  
 277+62 TO 277+82 SOLID RT (TH 21)  
 278+04 TO 278+24 SOLID RT (TH 21)  
 278+24 TO 279+50 SOLID RT

TEMPORARY 4 INCH YELLOW LINE, PAINT  
 DURABLE 4 INCH YELLOW LINE, POLYUREA  
 273+50 TO 274+00 DASHED CL  
 274+00 TO 277+73 DASHED LT, SOLID RT  
 277+93 DOUBLE SOLID RT (TH 21)  
 278+13 TO 279+50 SOLID LT & RT

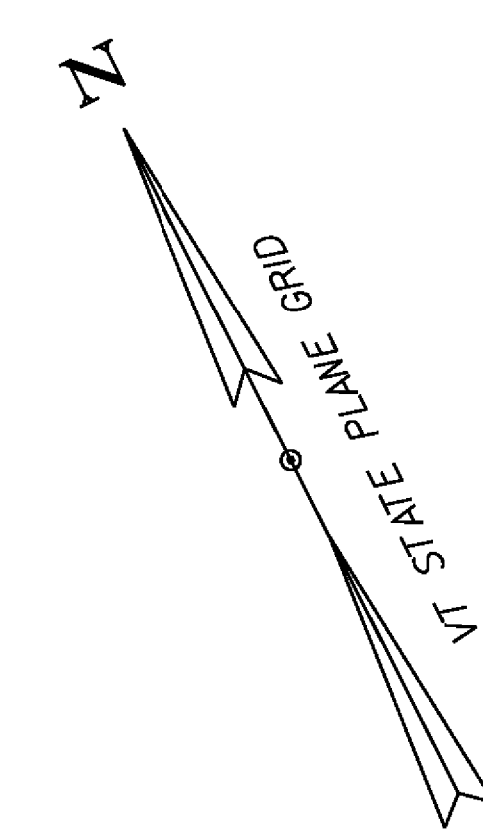
TEMPORARY 24 INCH STOP BAR, PAINT  
 DURABLE 24 INCH STOP BAR (OPTION BID ITEM)  
 277+94 TO 278+08 RT (TH 21)

TEMPORARY LETTER OR SYMBOL, PAINT  
 DURABLE LETTER OR SYMBOL (OPTION BID ITEM)  
 278+00 RT - "STOP" (TH 21)

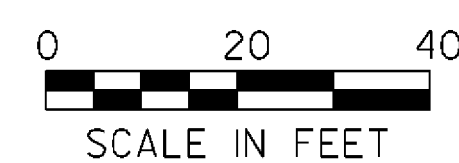
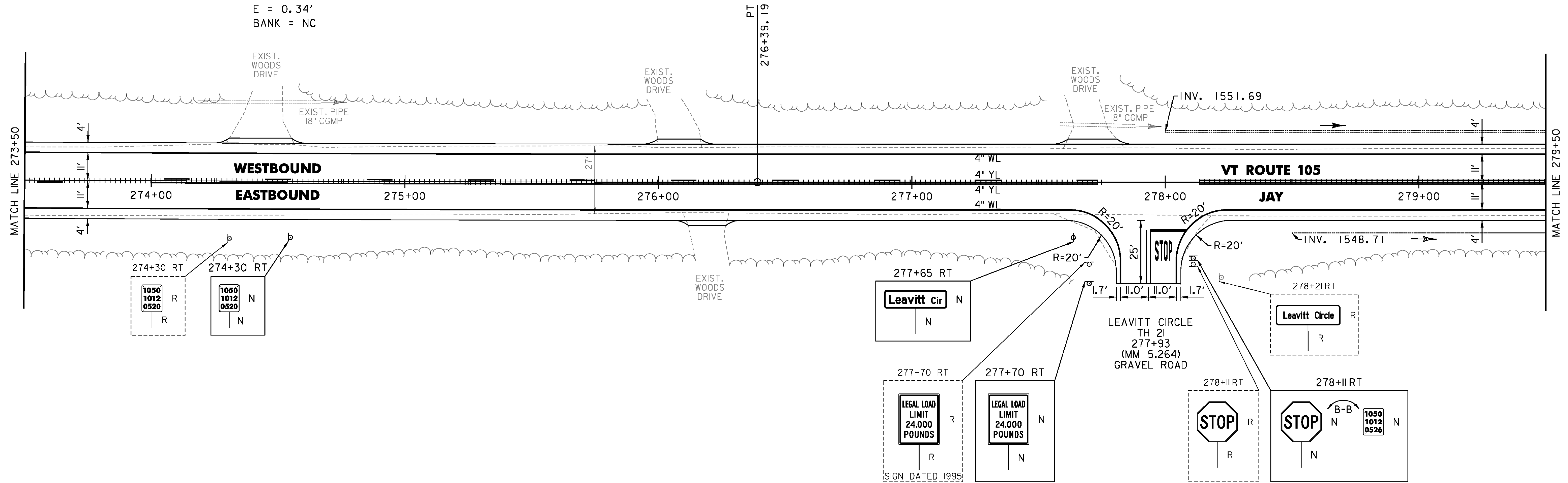
MILLED RUMBLE STRIPS  
 273+50 TO 277+73 CL  
 278+13 TO 279+50 CL

6 INCH UNDERDRAIN PIPE  
 278+00 TO 279+50 LT  
~~278+50 TO 279+50 RT~~

REMOVING SIGNS  
 AS SHOWN - 4



CURVE (33)  
 DELTA = 0°25'24" LT  
 D = 0°06'53"  
 R = 50000.00'  
 T = 184.73'  
 L = 369.47'  
 E = 0.34'  
 BANK = NC



PROJECT NAME:	JAY-TROY	PLOT DATE:	5/16/2014
PROJECT NUMBER:	STP 2915(I)	DRAWN BY:	W. GORDON
FILE NAME:	z10b232bdr.dgn	CHECKED BY:	P. SHEDD
PROJECT LEADER:	P. SHEDD	SHEET	74 OF 244
DESIGNED BY:	N. LEMAY		
PLAN SHEET	41		