

TEMPORARY 4 INCH WHITE LINE, PAINT  
 DURABLE 4 INCH WHITE LINE, POLYUREA  
 243+50 TO 249+50 SOLID LT & RT

TEMPORARY 4 INCH YELLOW LINE, PAINT  
 DURABLE 4 INCH YELLOW LINE, POLYUREA  
 243+50 TO 249+50 DASHED LT, SOLID RT

STEEL BEAM GUARDRAIL, GALVANIZED  
 247+57.5 TO 247+70 RT

STEEL BEAM GUARDRAIL,  
 GALVANIZED W/8 FEET POSTS  
 243+50 TO 247+57.5 RT

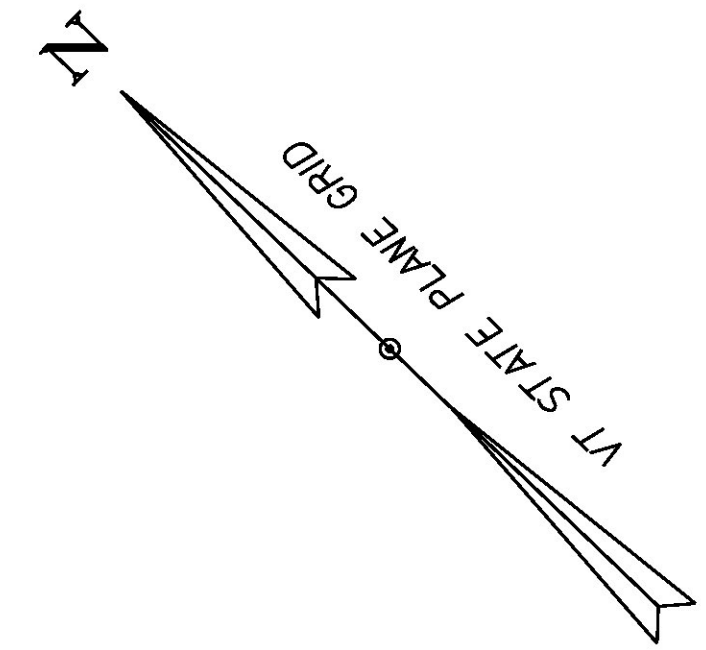
ANCHOR FOR STEEL BEAM RAIL  
 1 (SEE STANDARD G-1d)

REMOVAL AND DISPOSAL OF GUARDRAIL  
 243+50 TO 247+70 RT  
 248+25 TO 249+50 RT

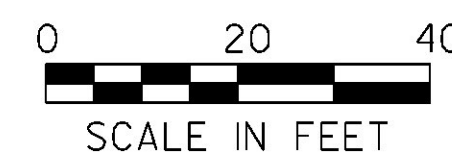
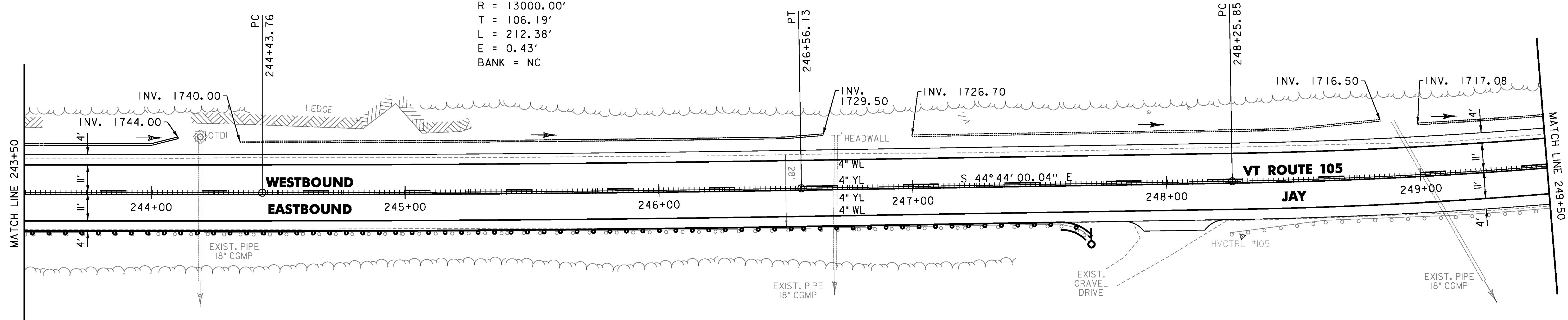
DELINEATOR WITH STEEL POST  
 247+70 RT

MILLED RUMBLE STRIPS  
 243+50 TO 249+50 CL

6 INCH UNDERDRAIN PIPE  
 243+50 TO 244+11 LT  
 244+35 TO 246+65 LT  
 247+00 TO 248+85 LT  
 249+00 TO 249+50 LT



CURVE (30)  
 DELTA = 0°56'10" LT  
 D = 0°26'27"  
 R = 13000.00'  
 T = 106.19'  
 L = 212.38'  
 E = 0.43'  
 BANK = NC



PROJECT NAME:	JAY-TROY	PLOT DATE:	5/16/2014
PROJECT NUMBER:	STP 2915(I)	DRAWN BY:	W. GORDON
FILE NAME:	z10b232bdr.dgn	CHECKED BY:	P. SHEDD
PROJECT LEADER:	P. SHEDD	DESIGNED BY:	N. LEMAY
DESIGNED BY:	N. LEMAY	PLAN SHEET	36
		SHEET	69 OF 244