

TEMPORARY 4 INCH WHITE LINE, PAINT
 DURABLE 4 INCH WHITE LINE, POLYUREA
 225+50 TO 231+50 SOLID LT & RT

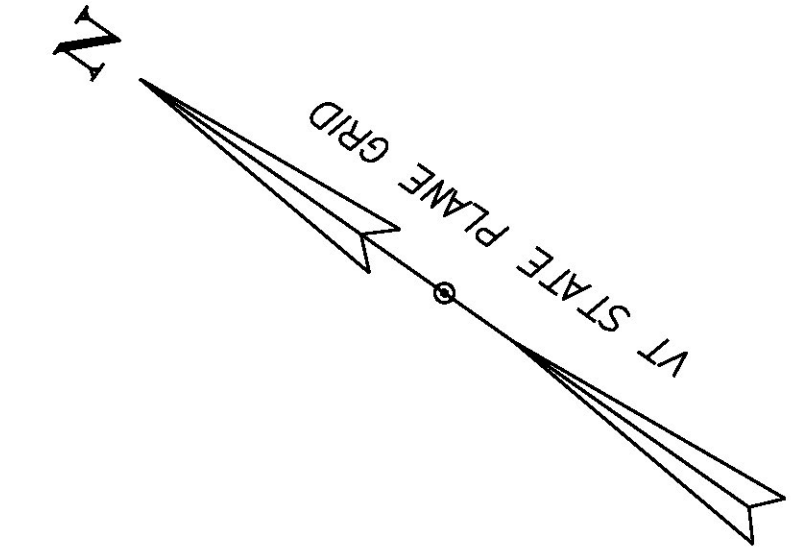
TEMPORARY 4 INCH YELLOW LINE, PAINT
 DURABLE 4 INCH YELLOW LINE, POLYUREA
 225+50 TO 229+70 SOLID LT & RT
 229+70 TO 231+50 SOLID LT, DASHED RT

STEEL BEAM GUARDRAIL,
 GALVANIZED W/8 FEET POSTS
 225+50 TO 231+50 RT

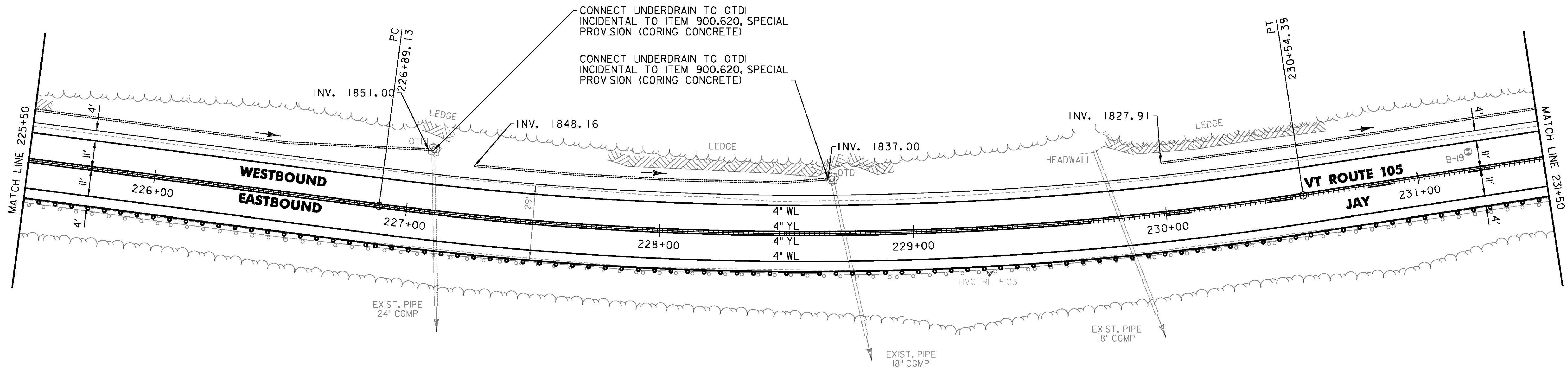
REMOVAL AND DISPOSAL OF GUARDRAIL
 225+50 TO 231+50 RT

MILLED RUMBLE STRIPS
 225+50 TO 231+50 CL

6 INCH UNDERDRAIN PIPE
 225+50 TO 227+06 LT
 227+25 TO 228+67 LT
 230+00 TO 231+50 LT

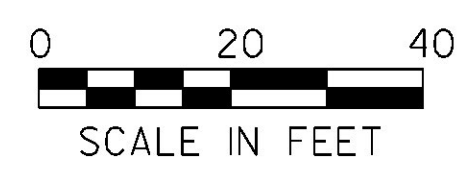


CURVE (29)
 DELTA = 16°05'54" LT
 D = 4°24'27"
 R = 1300.00'
 T = 183.84'
 L = 365.26'
 E = 12.93'
 BANK = 0.067



CONNECT UNDERDRAIN TO OTDI
 INCIDENTAL TO ITEM 900.620, SPECIAL
 PROVISION (CORING CONCRETE)

CONNECT UNDERDRAIN TO OTDI
 INCIDENTAL TO ITEM 900.620, SPECIAL
 PROVISION (CORING CONCRETE)



PROJECT NAME:	JAY-TROY	PLOT DATE:	5/16/2014
PROJECT NUMBER:	STP 2915(I)	DRAWN BY:	W. GORDON
FILE NAME:	z10b232bdr.dgn	CHECKED BY:	P. SHEDD
DESIGNED BY:	N. LEMAY	SHEET	66 OF 244
PLAN SHEET	33		