

TEMPORARY 4 INCH WHITE LINE, PAINT  
 DURABLE 4 INCH WHITE LINE, POLYUREA  
 201+50 TO 207+50 SOLID LT & RT

TEMPORARY 4 INCH YELLOW LINE, PAINT  
 DURABLE 4 INCH YELLOW LINE, POLYUREA  
 201+50 TO 207+50 SOLID LT & RT

REHAB. DROP INLETS, CATCH BASINS,  
 OR MANHOLES, CLASS II  
 204+86 RT - DI

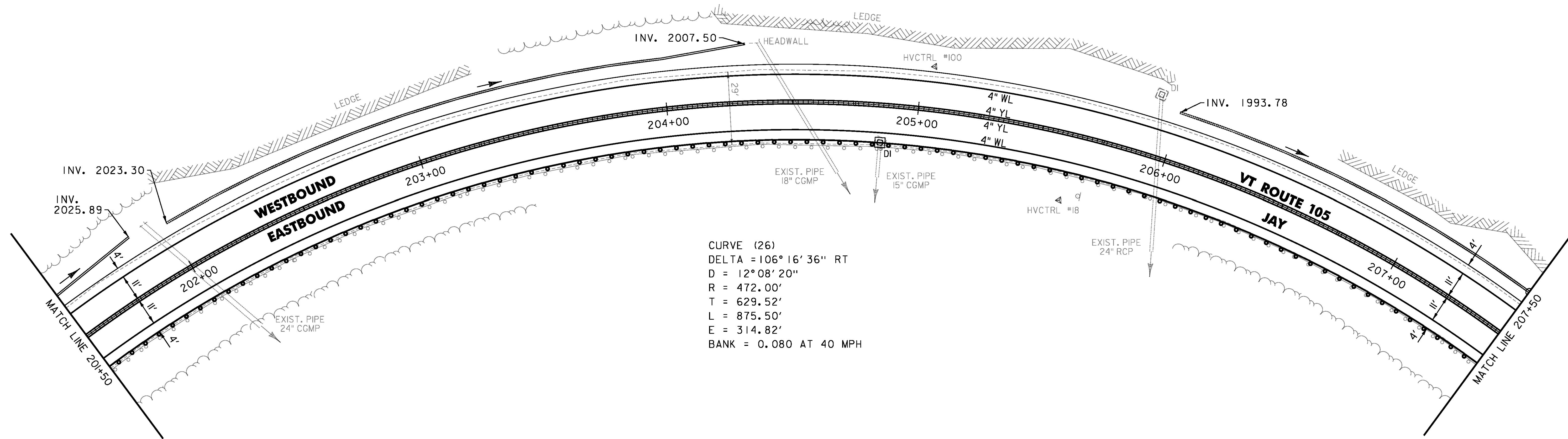
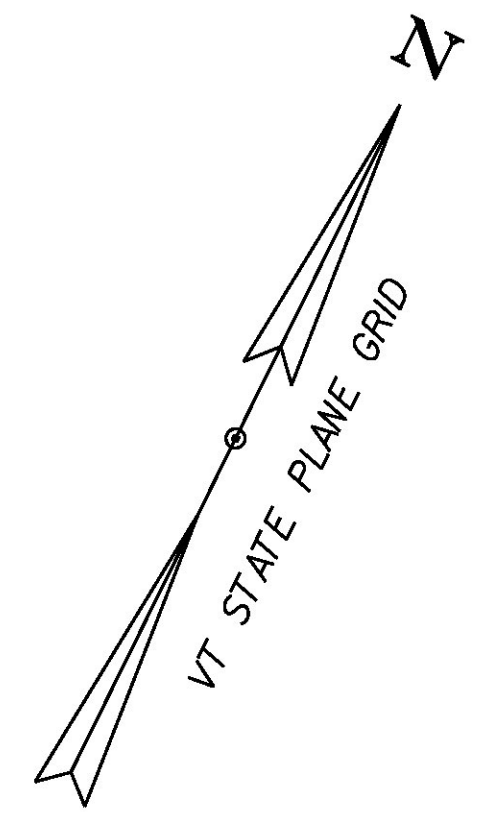
BITUMINOUS CONCRETE CURB, TYPE A  
 201+50 TO 207+50 RT

STEEL BEAM GUARDRAIL,  
 GALVANIZED W/8 FEET POSTS  
 201+50 TO 207+50 RT

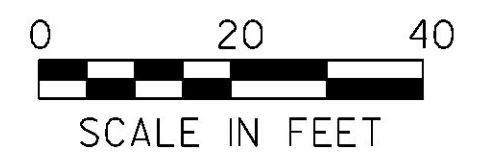
REMOVAL AND DISPOSAL OF GUARDRAIL  
 201+50 TO 207+50 RT

MILLED RUMBLE STRIPS  
 201+50 TO 207+50 CL

6 INCH UNDERDRAIN PIPE  
 201+50 TO 201+85 LT  
 202+00 TO 204+32 LT  
 206+00 TO 207+50 LT



CURVE (26)  
 DELTA = 106° 16' 36" RT  
 D = 12° 08' 20"  
 R = 472.00'  
 T = 629.52'  
 L = 875.50'  
 E = 314.82'  
 BANK = 0.080 AT 40 MPH



PROJECT NAME:	JAY-TROY	PLOT DATE:	5/16/2014
PROJECT NUMBER:	STP 2915(I)	DRAWN BY:	W. GORDON
FILE NAME:	z10b232bdr.dgn	CHECKED BY:	P. SHEDD
DESIGNED BY:	N. LEMAY	SHEET	62 OF 244
PLAN SHEET	29		