

TEMPORARY 4 INCH WHITE LINE, PAINT  
 DURABLE 4 INCH WHITE LINE, POLYUREA  
 195+50 TO 201+50 SOLID LT & RT

TEMPORARY 4 INCH YELLOW LINE, PAINT  
 DURABLE 4 INCH YELLOW LINE, POLYUREA  
 195+50 TO 201+50 SOLID LT & RT

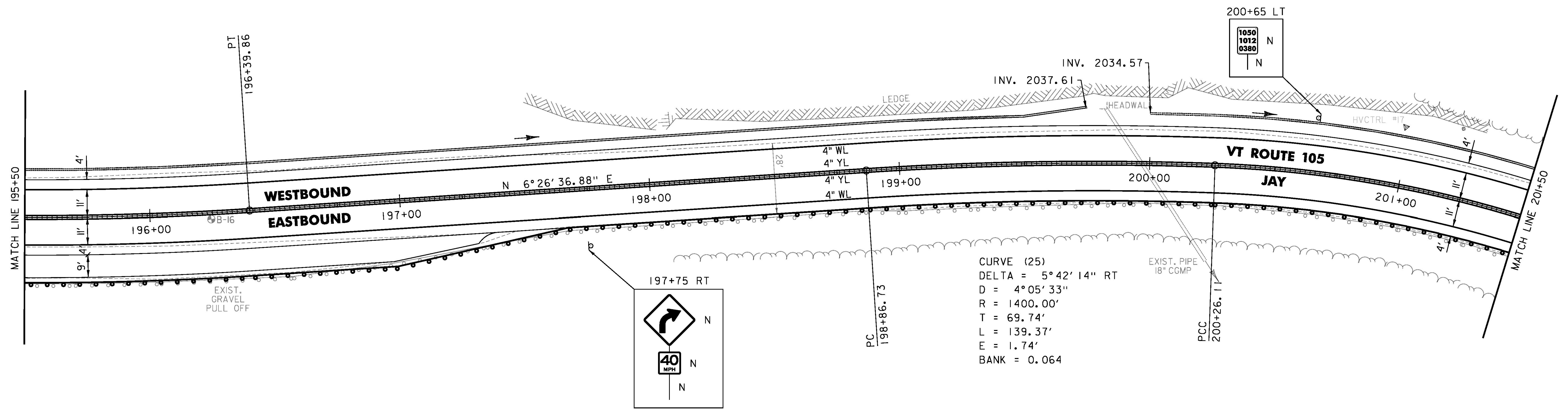
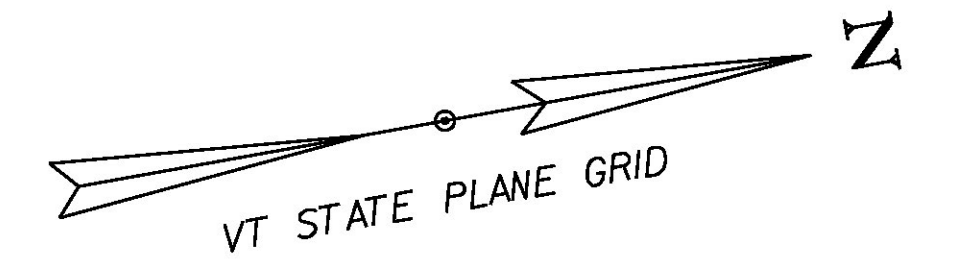
BITUMINOUS CONCRETE CURB, TYPE A  
 200+35 TO 201+50 RT

STEEL BEAM GUARDRAIL,  
 GALVANIZED W/8 FEET POSTS  
 195+50 TO 201+50 RT


REMOVAL AND DISPOSAL OF GUARDRAIL  
 195+50 TO 201+50 RT

MILLED RUMBLE STRIPS  
 195+50 TO 201+50 CL

6 INCH UNDERDRAIN PIPE  
 195+50 TO 199+75 LT  
 200+00 TO 201+50 LT



CURVE (25)  
 DELTA = 5° 42' 14" RT  
 D = 4° 05' 33"  
 R = 1400.00'  
 T = 69.74'  
 L = 139.37'  
 E = 1.74'  
 BANK = 0.064



PROJECT NAME:	JAY-TROY	PLOT DATE:	5/16/2014
PROJECT NUMBER:	STP 2915(I)	DRAWN BY:	W. GORDON
FILE NAME:	z10b232bdr.dgn	CHECKED BY:	P. SHEDD
DESIGNED BY:	N. LEMAY	PLAN SHEET	28
		SHEET	61 OF 244