

TEMPORARY 4 INCH WHITE LINE, PAINT  
 DURABLE 4 INCH WHITE LINE, POLYUREA  
 159+50 TO 165+50 SOLID LT & RT  
 TEMPORARY 4 INCH YELLOW LINE, PAINT  
 DURABLE 4 INCH YELLOW LINE, POLYUREA  
 159+50 TO 165+50 SOLID LT & RT

REHAB. DROP INLETS, CATCH BASINS,  
 OR MANHOLES, CLASS II  
 165+46 LT - DI

GRUBBING MATERIAL (6")  
 STONE FILL, TYPE I  
 GEOTEXTILE UNDER STONE FILL  
 160+45 TO 160+75 RT

BITUMINOUS CONCRETE CURB, TYPE A  
 165+40 TO 165+50 LT

STEEL BEAM GUARDRAIL, GALVANIZED  
 161+91.5 TO 162+04 LT  
 163+76.5 TO 165+50 LT

STEEL BEAM GUARDRAIL,  
 GALVANIZED W/8 FEET POSTS  
 159+50 TO 161+91.5 LT

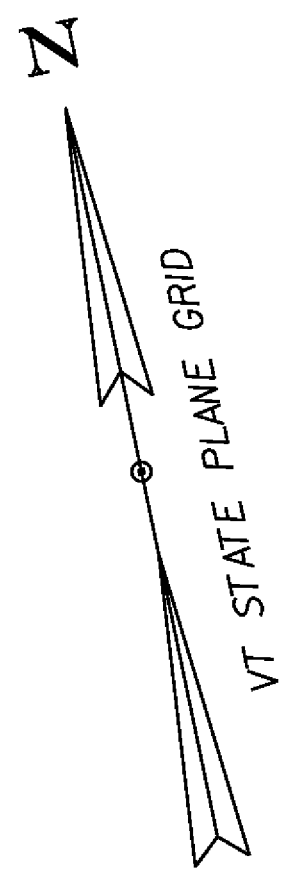
ANCHOR FOR STEEL BEAM RAIL  
 2' (SEE STANDARD G-1d)

REMOVAL AND DISPOSAL OF GUARDRAIL  
 159+50 TO 161+27 LT  
 163+77 TO 165+50 LT

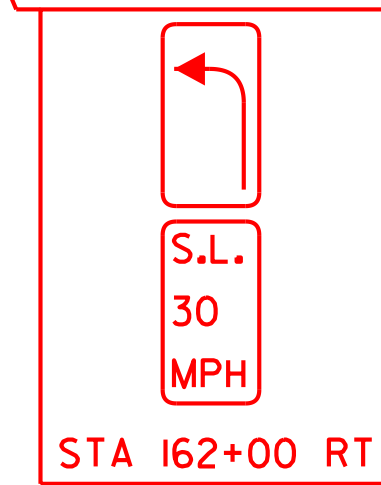
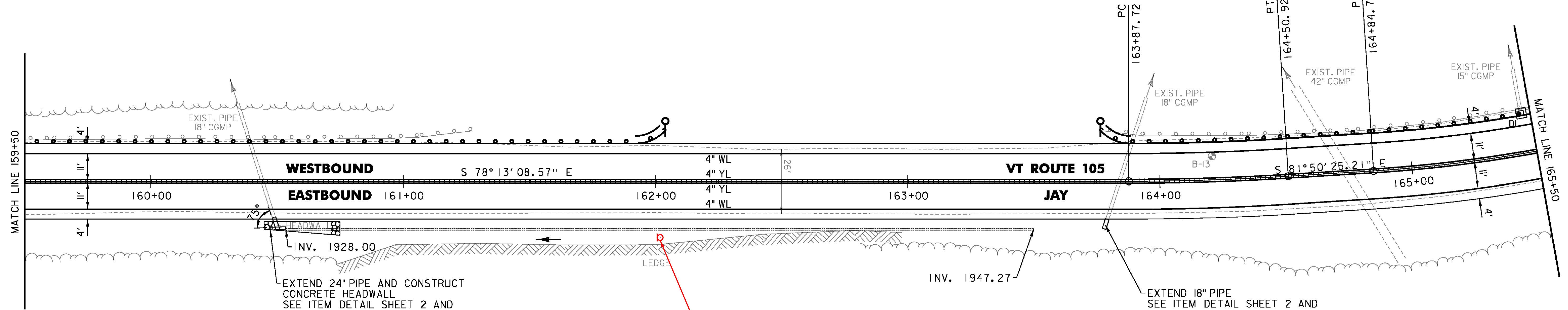
DELINEATOR WITH STEEL POST  
 162+04 LT  
 163+76.5 LT

MILLED RUMBLE STRIPS  
 159+50 TO 165+50 CL

6 INCH UNDERDRAIN PIPE  
 160+54 TO 163+50 RT



CURVE (21)  
 DELTA = 3°37'17" LT  
 D = 5°43'46"  
 R = 1000.00'  
 T = 31.61'  
 L = 63.20'  
 E = 0.50'  
 BANK = 0.076



PROJECT NAME:	JAY-TROY	PLOT DATE:	5/16/2014
PROJECT NUMBER:	STP 2915(I)	DRAWN BY:	W. GORDON
FILE NAME:	z10b232bdr.dgn	CHECKED BY:	P. SHEDD
DESIGNED BY:	N. LEMAY	SHEET	55 OF 244
PLAN SHEET	22		