

TEMPORARY 4 INCH WHITE LINE, PAINT  
 DURABLE 4 INCH WHITE LINE, POLYUREA  
 153+50 TO 159+50 SOLID LT & RT

TEMPORARY 4 INCH YELLOW LINE, PAINT  
 DURABLE 4 INCH YELLOW LINE, POLYUREA  
 153+50 TO 159+50 SOLID LT & RT

GRUBBING MATERIAL (6")  
 STONE FILL, TYPE I  
 GEOTEXTILE UNDER STONE FILL  
 158+25 TO 158+75 LT

STEEL BEAM GUARDRAIL, GALVANIZED  
 154+60.5 TO 154+73 LT  
 156+54 TO 156+66.5 LT

STEEL BEAM GUARDRAIL,  
 GALVANIZED W/8 FEET POSTS  
 153+50 TO 154+60.5 LT  
 156+66.5 TO 159+50 LT

ANCHOR FOR STEEL BEAM RAIL  
 2 (SEE STANDARD G-1d)

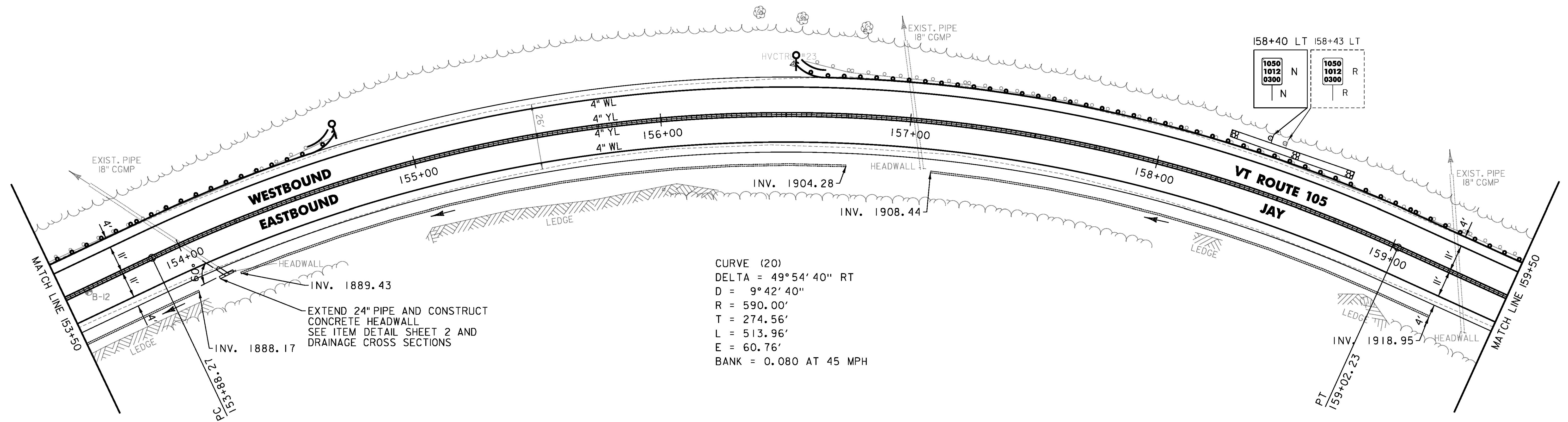
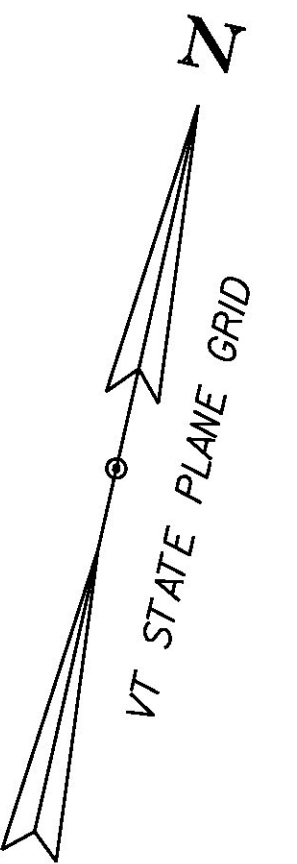
REMOVAL AND DISPOSAL OF GUARDRAIL  
 153+50 TO 154+74 LT  
 156+58 TO 159+50 LT

DELINEATOR WITH STEEL POST  
 154+73 LT  
 156+54 LT

MILLED RUMBLE STRIPS  
 153+50 TO 159+50 CL

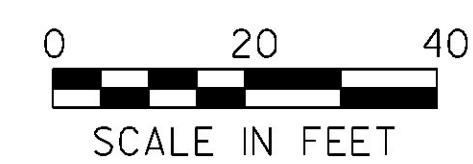
6 INCH UNDERDRAIN PIPE  
 153+50 TO 154+00 RT  
 154+19 TO 156+75 RT  
 157+10 TO 159+25 RT

REMOVING SIGNS  
 AS SHOWN - 1



CURVE (20)  
 DELTA = 49° 54' 40" RT  
 D = 9° 42' 40"  
 R = 590.00'  
 T = 274.56'  
 L = 513.96'  
 E = 60.76'  
 BANK = 0.080 AT 45 MPH

EXTEND 24" PIPE AND CONSTRUCT  
 CONCRETE HEADWALL  
 SEE ITEM DETAIL SHEET 2 AND  
 DRAINAGE CROSS SECTIONS



PROJECT NAME:	JAY-TROY	PLOT DATE:	5/16/2014
PROJECT NUMBER:	STP 2915(I)	DRAWN BY:	W. GORDON
FILE NAME:	z10b232bdr.dgn	CHECKED BY:	P. SHEDD
DESIGNED BY:	N. LEMAY	PLAN SHEET 21	SHEET 54 OF 244