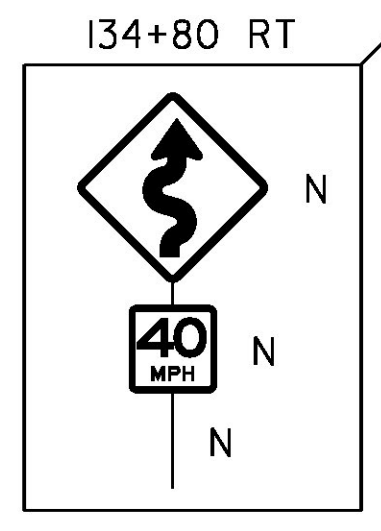
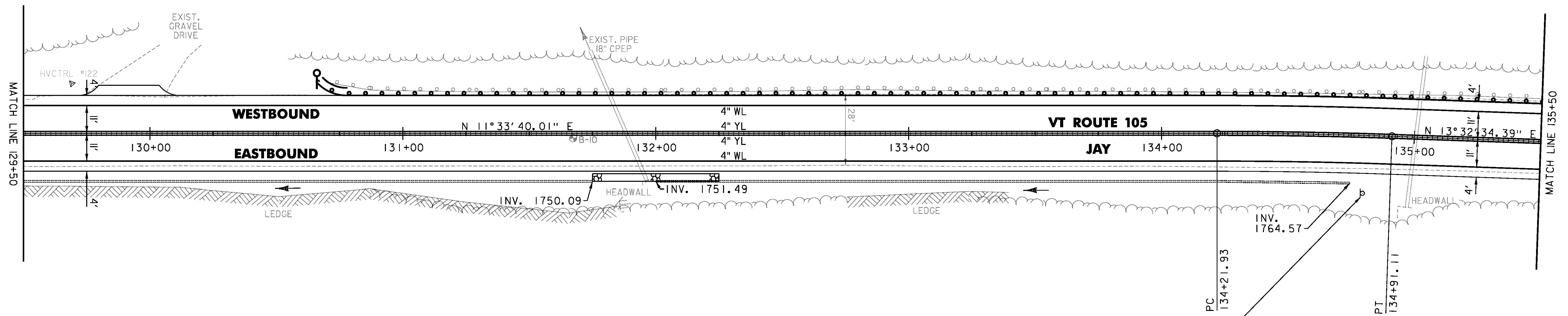
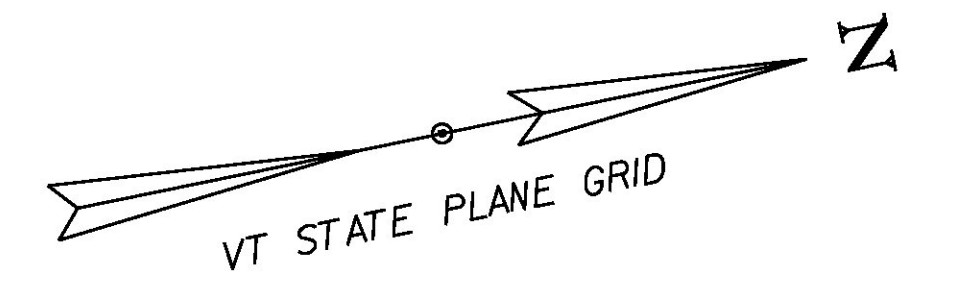


TEMPORARY 4 INCH WHITE LINE, PAINT
 DURABLE 4 INCH WHITE LINE, POLYUREA
 129+50 TO 135+50 SOLID LT & RT
 TEMPORARY 4 INCH YELLOW LINE, PAINT
 DURABLE 4 INCH YELLOW LINE, POLYUREA
 129+50 TO 135+50 SOLID LT & RT

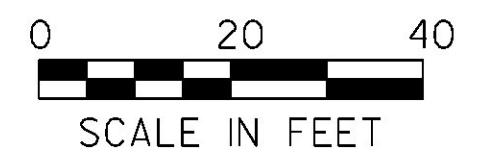
GRUBBING MATERIAL (6")
 STONE FILL, TYPE I
 GEOTEXTILE UNDER STONE FILL
 131+75 TO 132+25 RT
 STEEL BEAM GUARDRAIL, GALVANIZED
 130+66 TO 135+50 LT
 ANCHOR FOR STEEL BEAM RAIL
 1 (SEE STANDARD G-1d)

REMOVAL AND DISPOSAL OF GUARDRAIL
 130+70 TO 135+50 LT
 DELINEATOR WITH STEEL POST
 130+66 LT

MILLED RUMBLE STRIPS
 129+50 TO 135+50 CL
 6 INCH UNDERDRAIN PIPE
 129+50 TO 131+75 RT
 132+00 TO 134+75 RT



CURVE (17)
 DELTA = 1°58'54" RT
 D = 2°51'53"
 R = 2000.00'
 T = 34.59'
 L = 69.18'
 E = 0.30'
 BANK = 0.051



| | |
|-----------------|----------------|
| PROJECT NAME: | JAY-TROY |
| PROJECT NUMBER: | STP 2915(1) |
| FILE NAME: | z10b232bdr.dgn |
| PROJECT LEADER: | P. SHEDD |
| DESIGNED BY: | N. LEMAY |
| PLAN SHEET 17 | |
| PLOT DATE: | 5/16/2014 |
| DRAWN BY: | W. GORDON |
| CHECKED BY: | P. SHEDD |
| SHEET 50 OF 244 | |