

TEMPORARY 4 INCH WHITE LINE, PAINT
 DURABLE 4 INCH WHITE LINE, POLYUREA
 123+50 TO 129+50 SOLID LT & RT

TEMPORARY 4 INCH YELLOW LINE, PAINT
 DURABLE 4 INCH YELLOW LINE, POLYUREA
 123+50 TO 129+50 SOLID LT & RT

GRUBBING MATERIAL (6")
 STONE FILL, TYPE I
 GEOTEXTILE UNDER STONE FILL
 125+50 TO 126+50 RT
 128+50 TO 129+50 RT

STEEL BEAM GUARDRAIL, GALVANIZED
 126+87.5 TO 127+00 LT

STEEL BEAM GUARDRAIL,
 GALVANIZED W/8 FEET POSTS
 123+50 TO 126+87.5 LT

ANCHOR FOR STEEL BEAM RAIL
 I (SEE STANDARD G-1d)

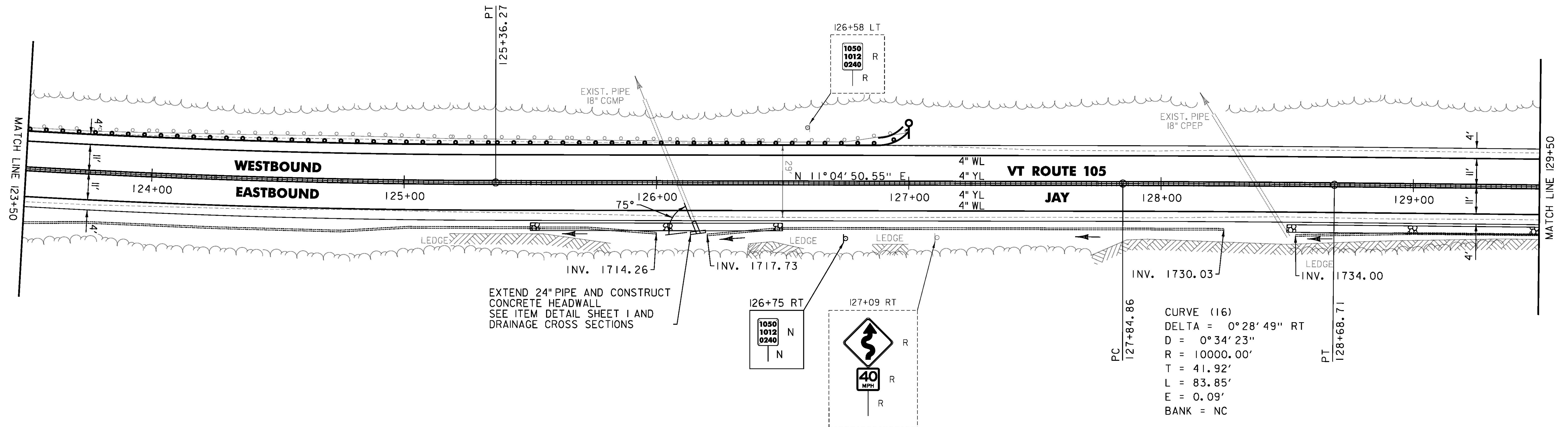
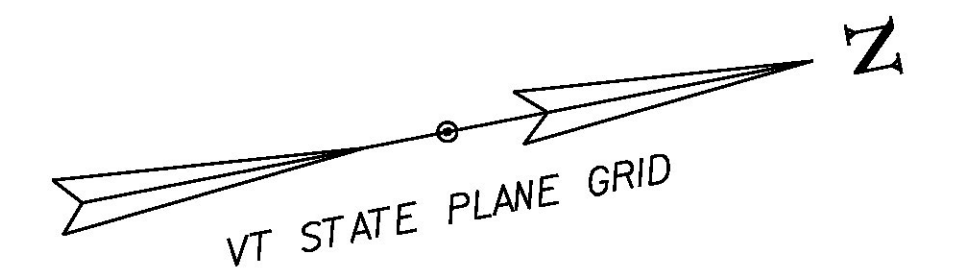
REMOVAL AND DISPOSAL OF GUARDRAIL
 123+50 TO 127+00 LT

DELINEATOR WITH STEEL POST
 127+00 LT

MILLED RUMBLE STRIPS
 123+50 TO 129+50 CL

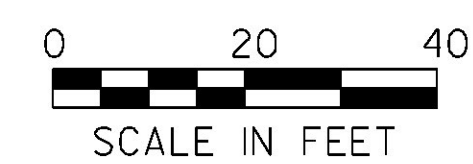
6 INCH UNDERDRAIN PIPE
 123+50 TO 126+00 RT
 126+20 TO 128+25 RT
 128+53 TO 129+50 RT

REMOVING SIGNS
 AS SHOWN - 3



EXTEND 24" PIPE AND CONSTRUCT
 CONCRETE HEADWALL
 SEE ITEM DETAIL SHEET I AND
 DRAINAGE CROSS SECTIONS

CURVE (16)
 DELTA = 0°28'49" RT
 D = 0°34'23"
 R = 10000.00'
 T = 41.92'
 L = 83.85'
 E = 0.09'
 BANK = NC



PROJECT NAME:	JAY-TROY	PLOT DATE:	5/16/2014
PROJECT NUMBER:	STP 2915(I)	DRAWN BY:	W. GORDON
FILE NAME:	z10b232bdr.dgn	DESIGNED BY:	N. LEMAY
PROJECT LEADER:	P. SHEDD	CHECKED BY:	P. SHEDD
PLAN SHEET 16		SHEET	49 OF 244